

Home Learning Student Sign In Codes

Grade 2 VSA 2023-2024

Each student has a unique Home Learning Code to access Seesaw. When signing in with their Home Learning Code, students can post to their journal, respond to activities, and view class announcements. Students do not see the work of any other student in the class.

The codes expire after 365 days on **August 24, 2024**. You can generate new codes at any time.

Teacher Instructions

1. Print or download the Home Learning Codes.
2. Give each student their code. There is one code for each student in your class.
3. **Never share codes on social media or another public forum. Instruct students to keep their code safe like they keep their passwords safe.**

Need Home Learning Tips?

Go to <https://web.seesaw.me/home-learning> for step-by-step instructions and lesson ideas.

How Do Students Use Their Home Learning Code?

1. Students go to <https://app.seesaw.me> on a computer. Or install the Seesaw Class App on an iOS or Android device.
2. Students tap "I'm a Student".
3. Students scan their code using Seesaw's built-in QR code reader or type in their text code to access their Seesaw account.

Sample Email Instructions for Students or Families

Students and families, we will be using Seesaw for home learning. Please sign in with your Home Learning code following the steps below:

1. Go to <https://web.seesaw.me> on a computer. Or install the Seesaw Class iOS or Android app.
2. Tap "I'm a Student".
3. Scan or type in your Home Learning code.
4. Post to your journal, respond to activities, and view class announcements.
5. Remember, this code is like a password. Keep it safe!




Alice Beaulieu's Home Learning Code

1. Go to <https://app.seesaw.me> on a computer. Or install the Seesaw Class App on an iOS or Android device.



2. Choose "I'm a Student".



3. Scan this code using Seesaw's built-in QR code scanner. Or type in these letters to access your Seesaw account: **WIHO UUEG UVGI TSQB**



Ask your teacher for a new code after August 24, 2024.

This code is a password. If you have this code, you can access this account. Do not post codes on social media or in any publicly accessible place on the Internet!

Ver las instrucciones en español en: <https://web.seesaw.me/espanol>

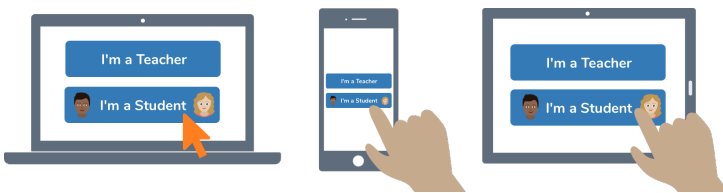


Alice Humbert's Home Learning Code

1. Go to <https://app.seesaw.me> on a computer. Or install the Seesaw Class App on an iOS or Android device.



2. Choose "I'm a Student".



3. Scan this code using Seesaw's built-in QR code scanner. Or type in these letters to access your Seesaw account: **HIRP SFUH QKIJ SCRN**



Ask your teacher for a new code after August 24, 2024.

This code is a password. If you have this code, you can access this account. Do not post codes on social media or in any publicly accessible place on the Internet!

Ver las instrucciones en español en: <https://web.seesaw.me/espanol>

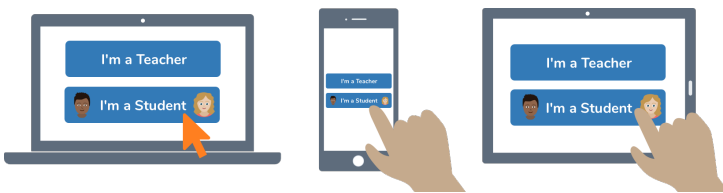


Anaïs Ouchau's Home Learning Code

1. Go to <https://app.seesaw.me> on a computer. Or install the Seesaw Class App on an iOS or Android device.



2. Choose "I'm a Student".



3. Scan this code using Seesaw's built-in QR code scanner. Or type in these letters to access your Seesaw account: **IKIK SNPF QXCE PTYM**



Ask your teacher for a new code after August 24, 2024.

This code is a password. If you have this code, you can access this account. Do not post codes on social media or in any publicly accessible place on the Internet!

Ver las instrucciones en español en: <https://web.seesaw.me/espanol>



Ann-Judith Fortin Kuczynski's Home Learning Code


1. Go to <https://app.seesaw.me> on a computer. Or install the Seesaw Class App on an iOS or Android device.



2. Choose "I'm a Student".



3. Scan this code using Seesaw's built-in QR code scanner. Or type in these letters to access your Seesaw account: **TYYA APUR ITSZ UITA**



Ask your teacher for a new code after August 24, 2024.

This code is a password. If you have this code, you can access this account. Do not post codes on social media or in any publicly accessible place on the Internet!

Ver las instrucciones en español en: <https://web.seesaw.me/espanol>

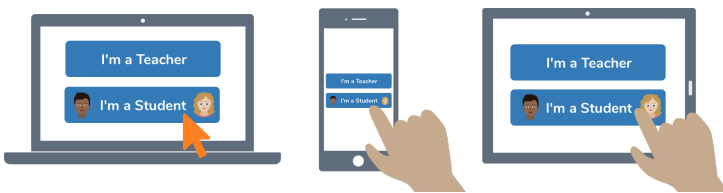


Annabel Delli Colli's Home Learning Code

1. Go to <https://app.seesaw.me> on a computer. Or install the Seesaw Class App on an iOS or Android device.



2. Choose "I'm a Student".



3. Scan this code using Seesaw's built-in QR code scanner. Or type in these letters to access your Seesaw account: **KUVH UAM CSWM EZFI**



Ask your teacher for a new code after August 24, 2024.

This code is a password. If you have this code, you can access this account. Do not post codes on social media or in any publicly accessible place on the Internet!

Ver las instrucciones en español en: <https://web.seesaw.me/espanol>

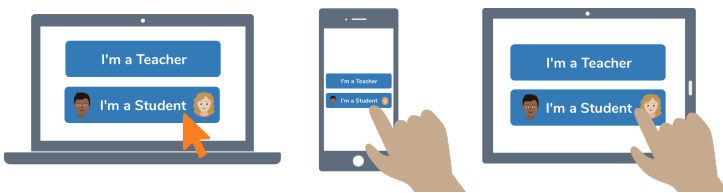


Axelle Morin's Home Learning Code


1. Go to <https://app.seesaw.me> on a computer. Or install the Seesaw Class App on an iOS or Android device.



2. Choose "I'm a Student".



3. Scan this code using Seesaw's built-in QR code scanner. Or type in these letters to access your Seesaw account: **ISFX MTEN JUXH XDNQ**



Ask your teacher for a new code after August 24, 2024.

This code is a password. If you have this code, you can access this account. Do not post codes on social media or in any publicly accessible place on the Internet!

Ver las instrucciones en español en: <https://web.seesaw.me/espanol>

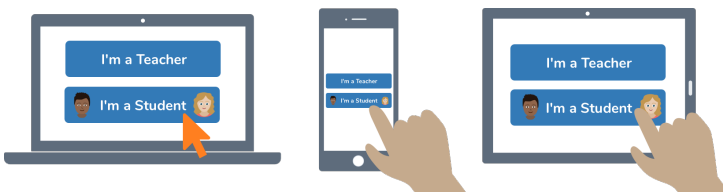


Charles Doré's Home Learning Code

1. Go to <https://app.seesaw.me> on a computer. Or install the Seesaw Class App on an iOS or Android device.



2. Choose "I'm a Student".



3. Scan this code using Seesaw's built-in QR code scanner. Or type in these letters to access your Seesaw account: **OYIE MTFI ICTZ DUBW**



Ask your teacher for a new code after August 24, 2024.

This code is a password. If you have this code, you can access this account. Do not post codes on social media or in any publicly accessible place on the Internet!

Ver las instrucciones en español en: <https://web.seesaw.me/espanol>




Clara Lussier's Home Learning Code

1. Go to <https://app.seesaw.me> on a computer. Or install the Seesaw Class App on an iOS or Android device.



2. Choose "I'm a Student".



3. Scan this code using Seesaw's built-in QR code scanner. Or type in these letters to access your Seesaw account: **MQAU ZHHD JLZO TXCV**



Ask your teacher for a new code after August 24, 2024.

This code is a password. If you have this code, you can access this account. Do not post codes on social media or in any publicly accessible place on the Internet!

Ver las instrucciones en español en: <https://web.seesaw.me/espanol>



Edward Côté's Home Learning Code


1. Go to <https://app.seesaw.me> on a computer. Or install the Seesaw Class App on an iOS or Android device.



2. Choose "I'm a Student".



3. Scan this code using Seesaw's built-in QR code scanner. Or type in these letters to access your Seesaw account: **KYPT VKXS OIPP AWNX**



Ask your teacher for a new code after August 24, 2024.

This code is a password. If you have this code, you can access this account. Do not post codes on social media or in any publicly accessible place on the Internet!

Ver las instrucciones en español en: <https://web.seesaw.me/espanol>

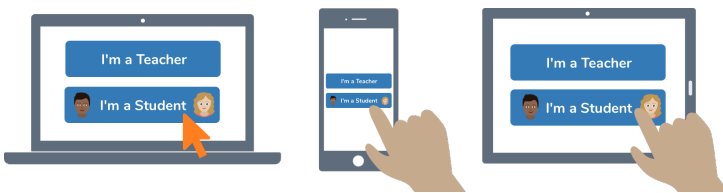


Emma Bouchard's Home Learning Code

1. Go to <https://app.seesaw.me> on a computer. Or install the Seesaw Class App on an iOS or Android device.



2. Choose "I'm a Student".



3. Scan this code using Seesaw's built-in QR code scanner. Or type in these letters to access your Seesaw account: **HZUG PFYJ QMPR ILQM**



Ask your teacher for a new code after August 24, 2024.

This code is a password. If you have this code, you can access this account. Do not post codes on social media or in any publicly accessible place on the Internet!

Ver las instrucciones en español en: <https://web.seesaw.me/espanol>




Enzo Cordato-Litalien's Home Learning Code


1. Go to <https://app.seesaw.me> on a computer. Or install the Seesaw Class App on an iOS or Android device.



2. Choose "I'm a Student".



3. Scan this code using Seesaw's built-in QR code scanner. Or type in these letters to access your Seesaw account: **KVMK CVGH QVQG TVBA**



Ask your teacher for a new code after August 24, 2024.

This code is a password. If you have this code, you can access this account. Do not post codes on social media or in any publicly accessible place on the Internet!

Ver las instrucciones en español en: <https://web.seesaw.me/espanol>

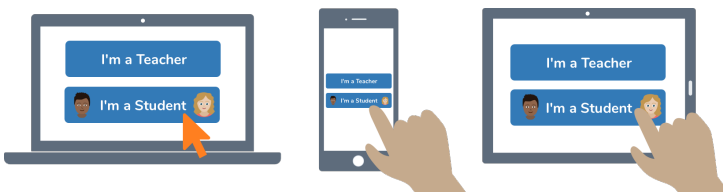


Evan Laroche's Home Learning Code

1. Go to <https://app.seesaw.me> on a computer. Or install the Seesaw Class App on an iOS or Android device.



2. Choose "I'm a Student".



3. Scan this code using Seesaw's built-in QR code scanner. Or type in these letters to access your Seesaw account: **SWQM RSWF DLMH VODG**



Ask your teacher for a new code after August 24, 2024.

This code is a password. If you have this code, you can access this account. Do not post codes on social media or in any publicly accessible place on the Internet!

Ver las instrucciones en español en: <https://web.seesaw.me/espanol>

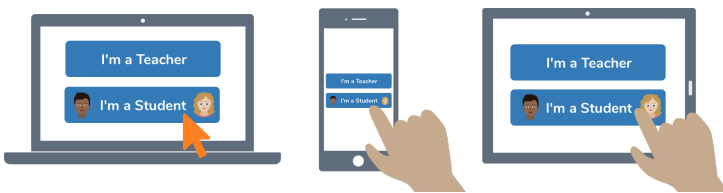


Henri Giguère's Home Learning Code


1. Go to <https://app.seesaw.me> on a computer. Or install the Seesaw Class App on an iOS or Android device.



2. Choose "I'm a Student".



3. Scan this code using Seesaw's built-in QR code scanner. Or type in these letters to access your Seesaw account: **OAQZ QGCM YGEL FRDH**



Ask your teacher for a new code after August 24, 2024.

This code is a password. If you have this code, you can access this account. Do not post codes on social media or in any publicly accessible place on the Internet!

Ver las instrucciones en español en: <https://web.seesaw.me/espanol>

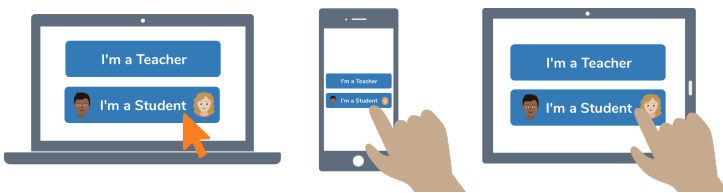


Jacob Lemieux's Home Learning Code


1. Go to <https://app.seesaw.me> on a computer. Or install the Seesaw Class App on an iOS or Android device.



2. Choose "I'm a Student".



3. Scan this code using Seesaw's built-in QR code scanner. Or type in these letters to access your Seesaw account: **QHGT PPGK ZAKI MOQJ**



Ask your teacher for a new code after August 24, 2024.

This code is a password. If you have this code, you can access this account. Do not post codes on social media or in any publicly accessible place on the Internet!

Ver las instrucciones en español en: <https://web.seesaw.me/espanol>

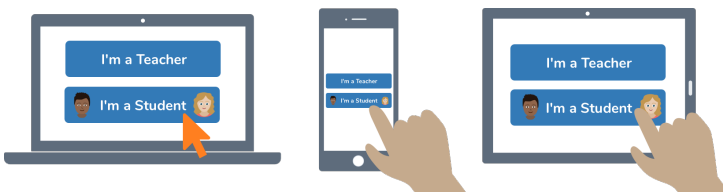


Jay Beaudoin's Home Learning Code

1. Go to <https://app.seesaw.me> on a computer. Or install the Seesaw Class App on an iOS or Android device.



2. Choose "I'm a Student".



3. Scan this code using Seesaw's built-in QR code scanner. Or type in these letters to access your Seesaw account: **ZQTL SGAT UWXB ZKGH**



Ask your teacher for a new code after August 24, 2024.

This code is a password. If you have this code, you can access this account. Do not post codes on social media or in any publicly accessible place on the Internet!

Ver las instrucciones en español en: <https://web.seesaw.me/espanol>

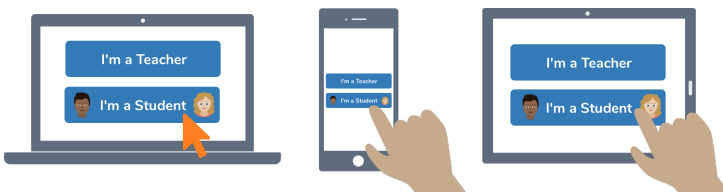


Lauriane Cyr's Home Learning Code

1. Go to <https://app.seesaw.me> on a computer. Or install the Seesaw Class App on an iOS or Android device.



2. Choose "I'm a Student".



3. Scan this code using Seesaw's built-in QR code scanner. Or type in these letters to access your Seesaw account: **GHJT GNVB UIFH DPML**



Ask your teacher for a new code after August 24, 2024.

This code is a password. If you have this code, you can access this account. Do not post codes on social media or in any publicly accessible place on the Internet!

Ver las instrucciones en español en: <https://web.seesaw.me/espanol>



Léopold Fradet's Home Learning Code


1. Go to <https://app.seesaw.me> on a computer. Or install the Seesaw Class App on an iOS or Android device.



2. Choose "I'm a Student".



3. Scan this code using Seesaw's built-in QR code scanner. Or type in these letters to access your Seesaw account: **MPNW ITGR AJWT VUZS**



Ask your teacher for a new code after August 24, 2024.

This code is a password. If you have this code, you can access this account. Do not post codes on social media or in any publicly accessible place on the Internet!

Ver las instrucciones en español en: <https://web.seesaw.me/espanol>

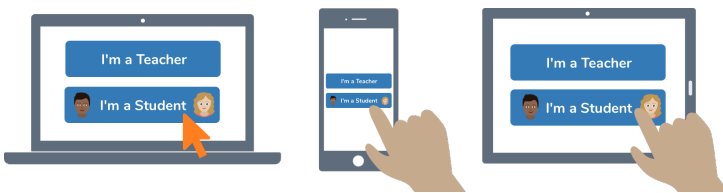


Mili Labrecque's Home Learning Code

1. Go to <https://app.seesaw.me> on a computer. Or install the Seesaw Class App on an iOS or Android device.



2. Choose "I'm a Student".



3. Scan this code using Seesaw's built-in QR code scanner. Or type in these letters to access your Seesaw account: **YJL LNXF CSAI DKRS**



Ask your teacher for a new code after August 24, 2024.

This code is a password. If you have this code, you can access this account. Do not post codes on social media or in any publicly accessible place on the Internet!

Ver las instrucciones en español en: <https://web.seesaw.me/espanol>

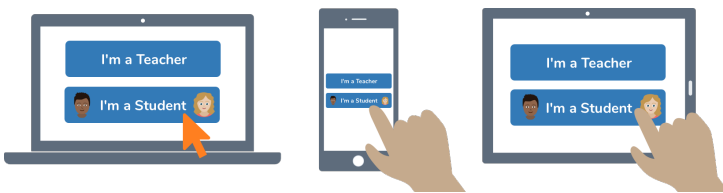


Olivier Paquet's Home Learning Code

1. Go to <https://app.seesaw.me> on a computer. Or install the Seesaw Class App on an iOS or Android device.



2. Choose "I'm a Student".



3. Scan this code using Seesaw's built-in QR code scanner. Or type in these letters to access your Seesaw account: **XZEC WSPP PHWX ESIP**



Ask your teacher for a new code after August 24, 2024.

This code is a password. If you have this code, you can access this account. Do not post codes on social media or in any publicly accessible place on the Internet!

Ver las instrucciones en español en: <https://web.seesaw.me/espanol>

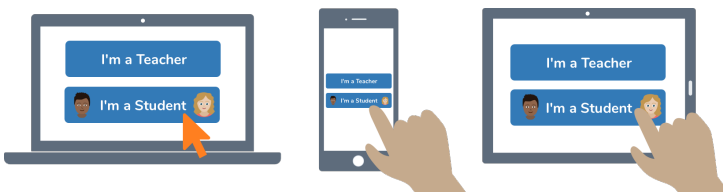


Rachel Boudreau's Home Learning Code

1. Go to <https://app.seesaw.me> on a computer. Or install the Seesaw Class App on an iOS or Android device.



2. Choose "I'm a Student".



3. Scan this code using Seesaw's built-in QR code scanner. Or type in these letters to access your Seesaw account: **HMEC REZY RUJW RSRJ**



Ask your teacher for a new code after August 24, 2024.

This code is a password. If you have this code, you can access this account. Do not post codes on social media or in any publicly accessible place on the Internet!

Ver las instrucciones en español en: <https://web.seesaw.me/espanol>



Tiana Akamanzi Kagabo's Home Learning Code


1. Go to <https://app.seesaw.me> on a computer. Or install the Seesaw Class App on an iOS or Android device.



2. Choose "I'm a Student".



3. Scan this code using Seesaw's built-in QR code scanner. Or type in these letters to access your Seesaw account: **KGRN PHFH CZEW IDMB**



Ask your teacher for a new code after August 24, 2024.

This code is a password. If you have this code, you can access this account. Do not post codes on social media or in any publicly accessible place on the Internet!

Ver las instrucciones en español en: <https://web.seesaw.me/espanol>