



Adding 3-digit numbers in columns (with regrouping)

Grade 2 Addition Worksheet

Find the sum.

$$\begin{array}{r} 1) \quad 235 \\ + \quad 979 \\ \hline \\ \hline \end{array}$$

$$\begin{array}{r} 2) \quad 624 \\ + \quad 889 \\ \hline \\ \hline \end{array}$$

$$\begin{array}{r} 3) \quad 487 \\ + \quad 779 \\ \hline \\ \hline \end{array}$$

$$\begin{array}{r} 4) \quad 52 \\ + \quad 459 \\ \hline \\ \hline \end{array}$$

$$\begin{array}{r} 5) \quad 157 \\ + \quad 989 \\ \hline \\ \hline \end{array}$$

$$\begin{array}{r} 6) \quad 353 \\ + \quad 757 \\ \hline \\ \hline \end{array}$$

$$\begin{array}{r} 7) \quad 214 \\ + \quad 998 \\ \hline \\ \hline \end{array}$$

$$\begin{array}{r} 8) \quad 477 \\ + \quad 675 \\ \hline \\ \hline \end{array}$$

$$\begin{array}{r} 9) \quad 114 \\ + \quad 98 \\ \hline \\ \hline \end{array}$$

$$\begin{array}{r} 10) \quad 31 \\ + \quad 689 \\ \hline \\ \hline \end{array}$$

$$\begin{array}{r} 11) \quad 129 \\ + \quad 999 \\ \hline \\ \hline \end{array}$$

$$\begin{array}{r} 12) \quad 842 \\ + \quad 668 \\ \hline \\ \hline \end{array}$$

$$\begin{array}{r} 13) \quad 429 \\ + \quad 793 \\ \hline \\ \hline \end{array}$$

$$\begin{array}{r} 14) \quad 531 \\ + \quad 589 \\ \hline \\ \hline \end{array}$$

$$\begin{array}{r} 15) \quad 113 \\ + \quad 997 \\ \hline \\ \hline \end{array}$$

$$\begin{array}{r} 16) \quad 44 \\ + \quad 687 \\ \hline \\ \hline \end{array}$$

$$\begin{array}{r} 17) \quad 367 \\ + \quad 856 \\ \hline \\ \hline \end{array}$$

$$\begin{array}{r} 18) \quad 741 \\ + \quad 699 \\ \hline \\ \hline \end{array}$$

$$\begin{array}{r} 19) \quad 627 \\ + \quad 497 \\ \hline \\ \hline \end{array}$$

$$\begin{array}{r} 20) \quad 736 \\ + \quad 998 \\ \hline \\ \hline \end{array}$$



Adding 3-digit numbers in columns (with regrouping)

Grade 2 Addition Worksheet

Find the sum.

$$\begin{array}{r} 1) \quad 235 \\ + 979 \\ \hline 1,214 \end{array}$$

$$\begin{array}{r} 2) \quad 624 \\ + 889 \\ \hline 1,513 \end{array}$$

$$\begin{array}{r} 3) \quad 487 \\ + 779 \\ \hline 1,266 \end{array}$$

$$\begin{array}{r} 4) \quad 52 \\ + 459 \\ \hline 511 \end{array}$$

$$\begin{array}{r} 5) \quad 157 \\ + 989 \\ \hline 1,146 \end{array}$$

$$\begin{array}{r} 6) \quad 353 \\ + 757 \\ \hline 1,110 \end{array}$$

$$\begin{array}{r} 7) \quad 214 \\ + 998 \\ \hline 1,212 \end{array}$$

$$\begin{array}{r} 8) \quad 477 \\ + 675 \\ \hline 1,152 \end{array}$$

$$\begin{array}{r} 9) \quad 114 \\ + 98 \\ \hline 212 \end{array}$$

$$\begin{array}{r} 10) \quad 31 \\ + 689 \\ \hline 720 \end{array}$$

$$\begin{array}{r} 11) \quad 129 \\ + 999 \\ \hline 1,128 \end{array}$$

$$\begin{array}{r} 12) \quad 842 \\ + 668 \\ \hline 1,510 \end{array}$$

$$\begin{array}{r} 13) \quad 429 \\ + 793 \\ \hline 1,222 \end{array}$$

$$\begin{array}{r} 14) \quad 531 \\ + 589 \\ \hline 1,120 \end{array}$$

$$\begin{array}{r} 15) \quad 113 \\ + 997 \\ \hline 1,110 \end{array}$$

$$\begin{array}{r} 16) \quad 44 \\ + 687 \\ \hline 731 \end{array}$$

$$\begin{array}{r} 17) \quad 367 \\ + 856 \\ \hline 1,223 \end{array}$$

$$\begin{array}{r} 18) \quad 741 \\ + 699 \\ \hline 1,440 \end{array}$$

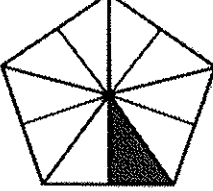
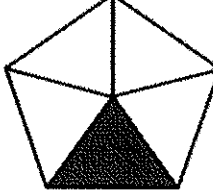
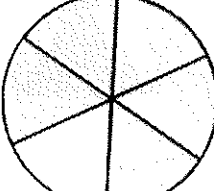
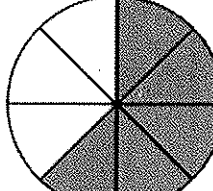



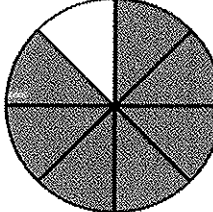
$$\begin{array}{r} 19) \quad 627 \\ + 497 \\ \hline 1,124 \end{array}$$

$$\begin{array}{r} 20) \quad 736 \\ + 998 \\ \hline 1,734 \end{array}$$

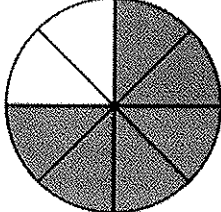
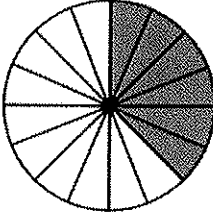
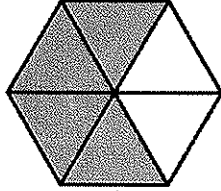

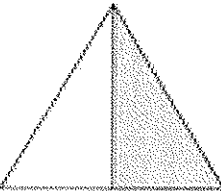
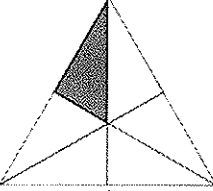
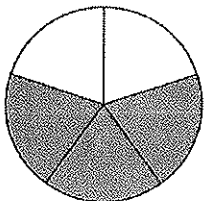
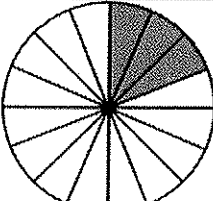
Compare fractions (same numerators, different denominators)

Grade 2 Fractions Worksheet

Circle the fractions that are **GREATER**.

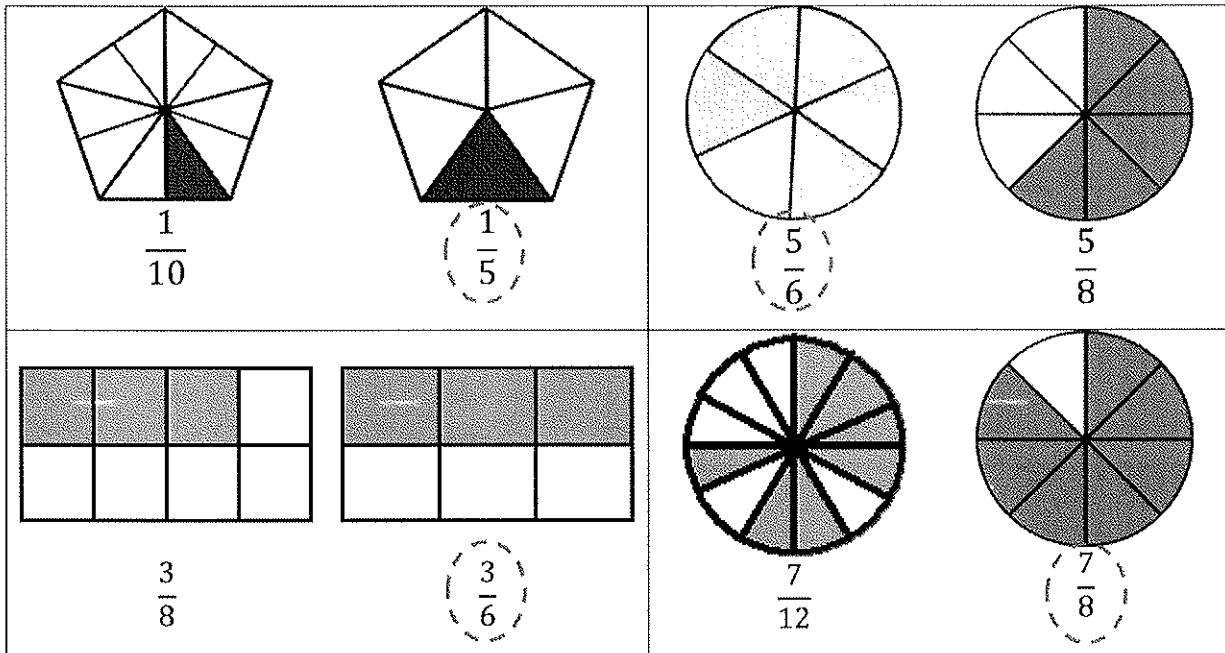
 $\frac{1}{10}$	 $\frac{1}{5}$	 $\frac{5}{6}$	 $\frac{5}{8}$
 $\frac{3}{8}$	 $\frac{3}{6}$	 $\frac{7}{12}$	 $\frac{7}{8}$

Circle the fractions that are **SMALLER**.

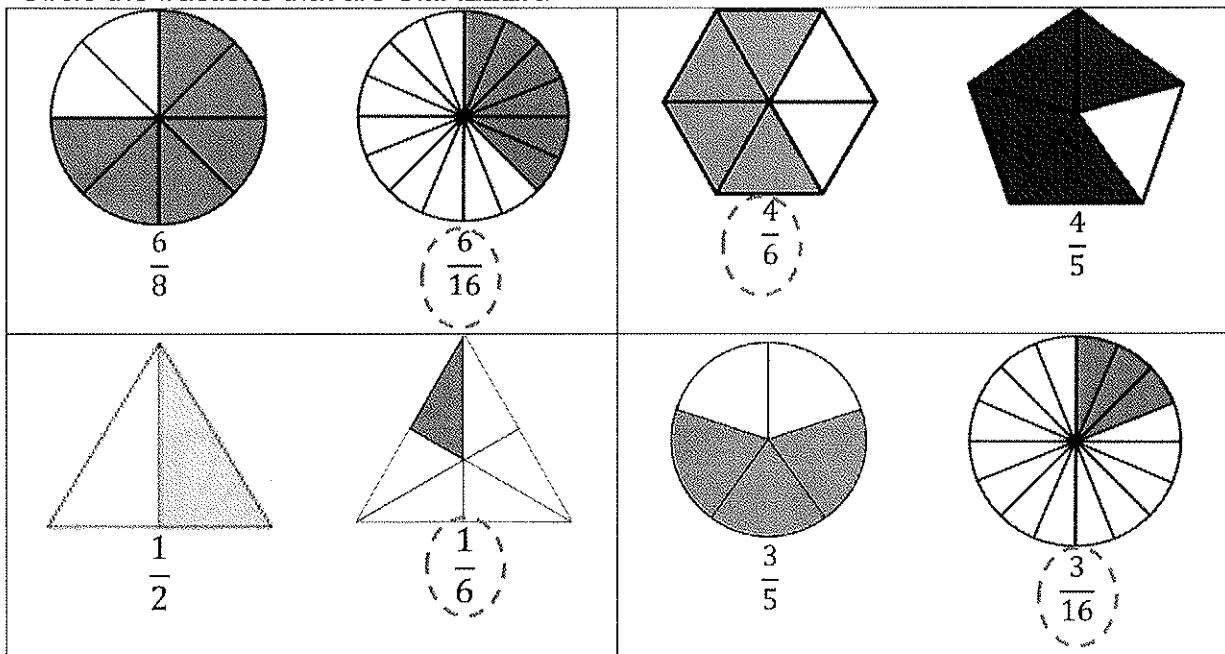
 $\frac{6}{8}$	 $\frac{6}{16}$	 $\frac{4}{6}$	 $\frac{4}{5}$
 $\frac{1}{2}$	 $\frac{1}{6}$	 $\frac{3}{5}$	 $\frac{3}{16}$

Answers

Circle the fractions that are **GREATER**.

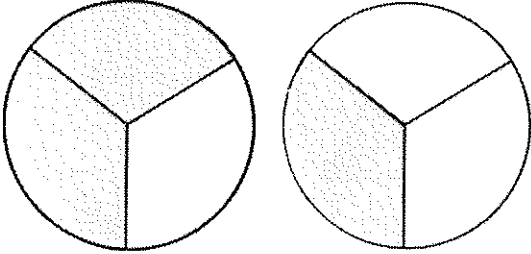
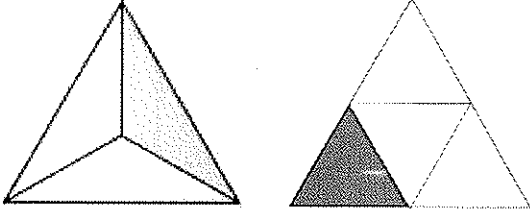
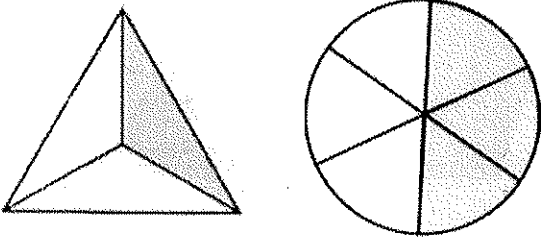
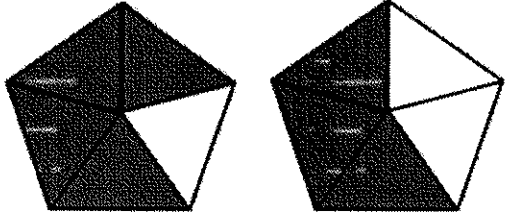
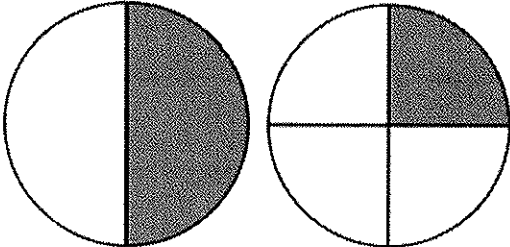
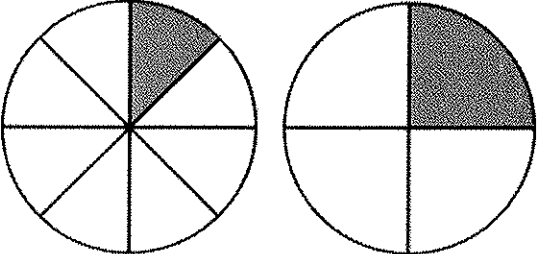
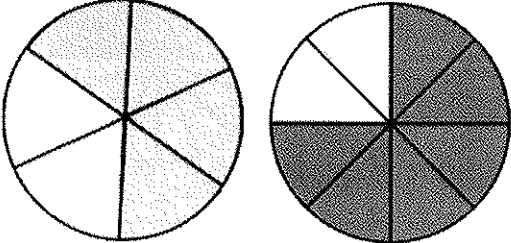
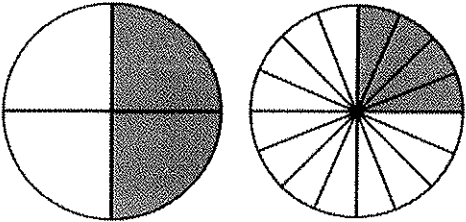


Circle the fractions that are **SMALLER**.

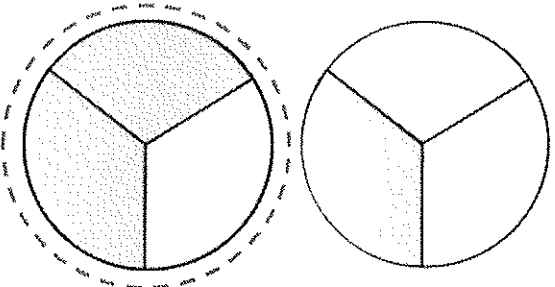
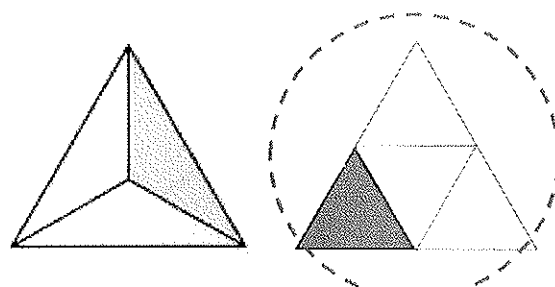
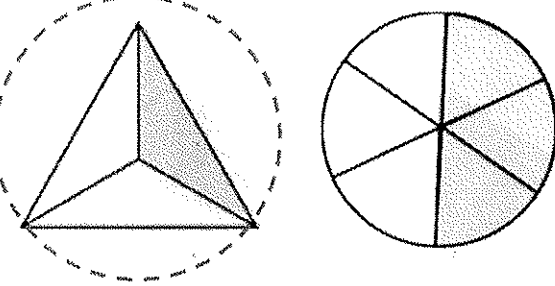
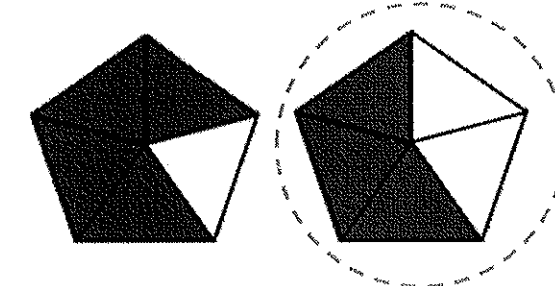
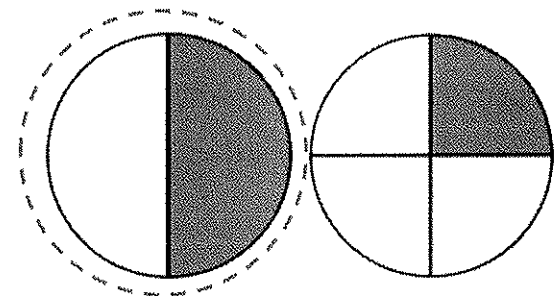
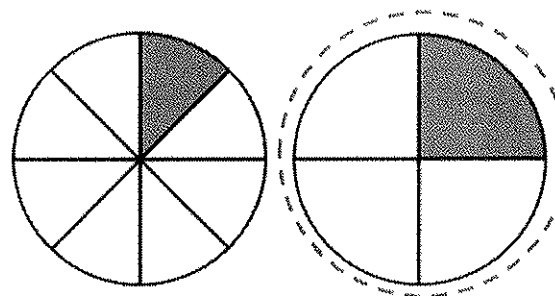
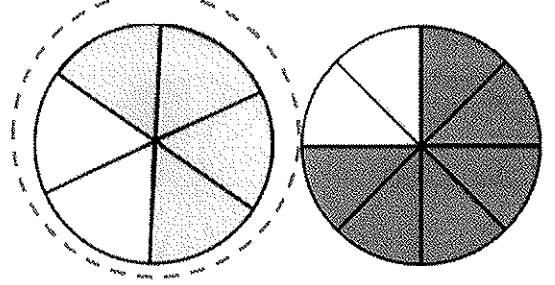
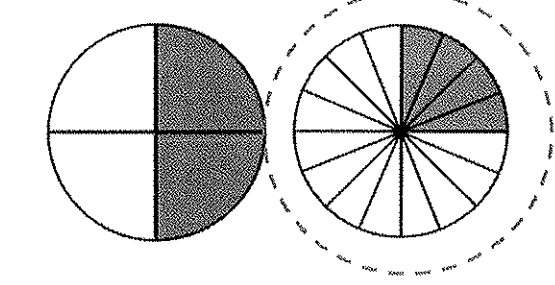


Identify fractions

Grade 2 Fractions Worksheet

<p>Circle the shape that shows $\frac{2}{3}$.</p> 	<p>Circle the shape that shows $\frac{1}{4}$.</p> 
<p>Circle the shape that shows $\frac{1}{3}$.</p> 	<p>Circle the shape that shows $\frac{3}{5}$.</p> 
<p>Circle the shape that shows $\frac{1}{2}$.</p> 	<p>Circle the shape that shows $\frac{1}{4}$.</p> 
<p>Circle the shape that shows $\frac{2}{3}$.</p> 	<p>Circle the shape that shows $\frac{1}{4}$.</p> 







Answers

<p>Circle the shape that shows $\frac{2}{3}$.</p> 	<p>Circle the shape that shows $\frac{1}{4}$.</p> 
<p>Circle the shape that shows $\frac{1}{3}$.</p> 	<p>Circle the shape that shows $\frac{3}{5}$.</p> 
<p>Circle the shape that shows $\frac{1}{2}$.</p> 	<p>Circle the shape that shows $\frac{1}{4}$.</p> 
<p>Circle the shape that shows $\frac{2}{3}$.</p> 	<p>Circle the shape that shows $\frac{1}{4}$.</p> 







Parts of a set

Grade 2 Fractions Worksheet

Write the correct fractions for the questions.

<p>What fraction of the envelopes are red?</p> 	
<p>What fraction of the puzzle pieces are blue?</p> 	
<p>What fraction of the bells are yellow?</p> 	
<p>What fraction of the guitars are brown?</p> 	
<p>What fraction of the piggy banks are pink?</p> 	
<p>What fraction of the cameras are black?</p> 	

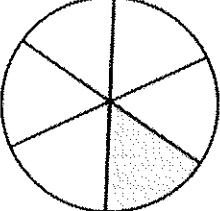
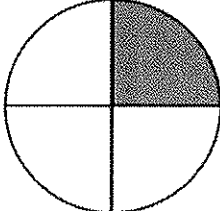
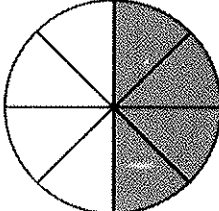
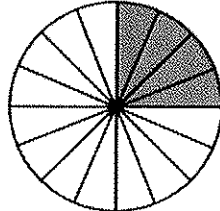
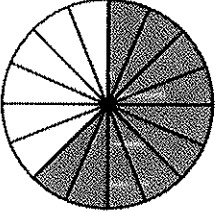

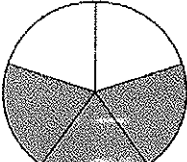
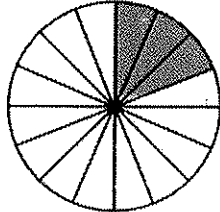
Answers

<p>What fraction of the envelopes are red?</p> 	$\frac{2}{5}$
<p>What fraction of the puzzle pieces are blue?</p> 	$\frac{3}{7}$
<p>What fraction of the bells are yellow?</p> 	$\frac{5}{6}$
<p>What fraction of the guitars are brown?</p> 	$\frac{5}{9}$
<p>What fraction of the piggy banks are pink?</p> 	$\frac{6}{13}$
<p>What fraction of the cameras are black?</p> 	$\frac{3}{8}$

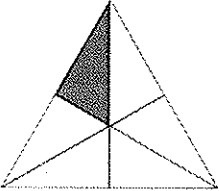

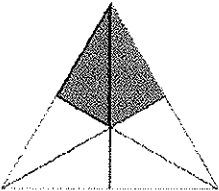
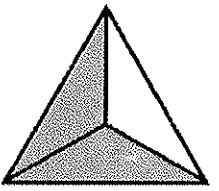

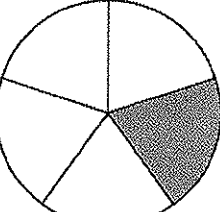
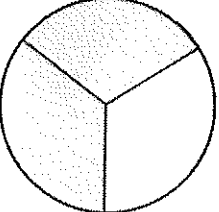
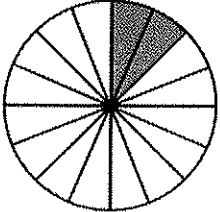
Compare fractions (same numerators, different denominators)

Grade 2 Fractions Worksheet

Circle the fractions that are **GREATER**.

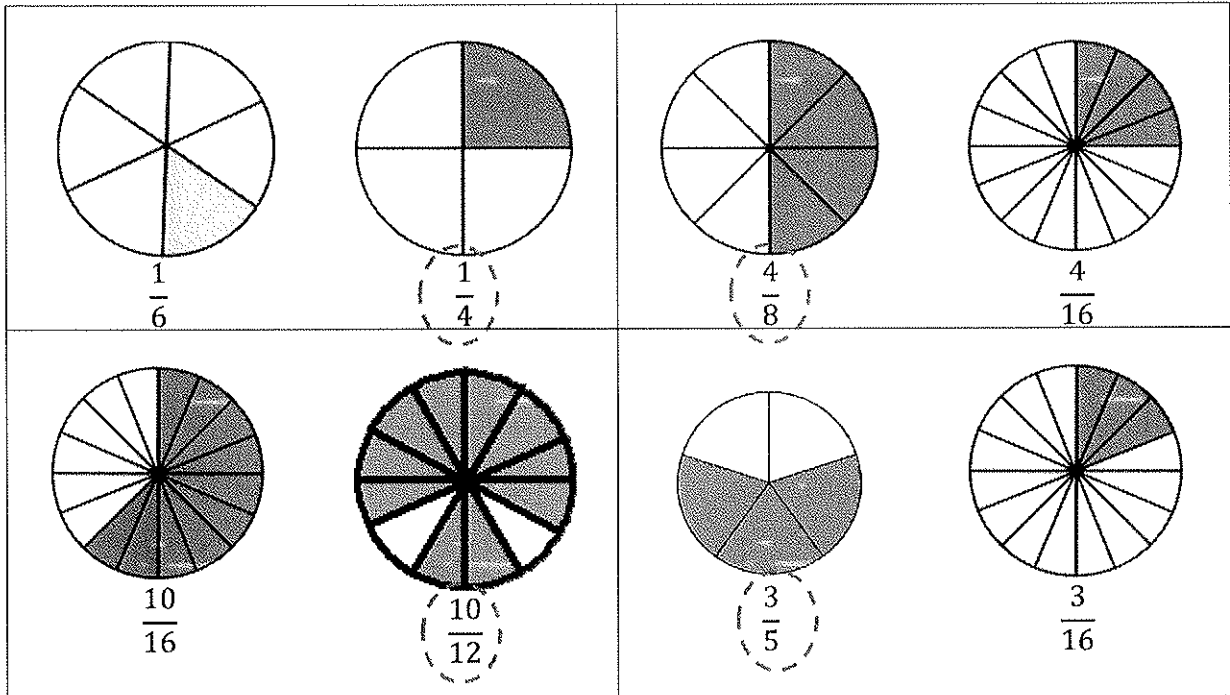
 $\frac{1}{6}$	 $\frac{1}{4}$	 $\frac{4}{8}$	 $\frac{4}{16}$
 $\frac{10}{16}$	 $\frac{10}{12}$	 $\frac{3}{5}$	 $\frac{3}{16}$

Circle the fractions that are **SMALLER**.

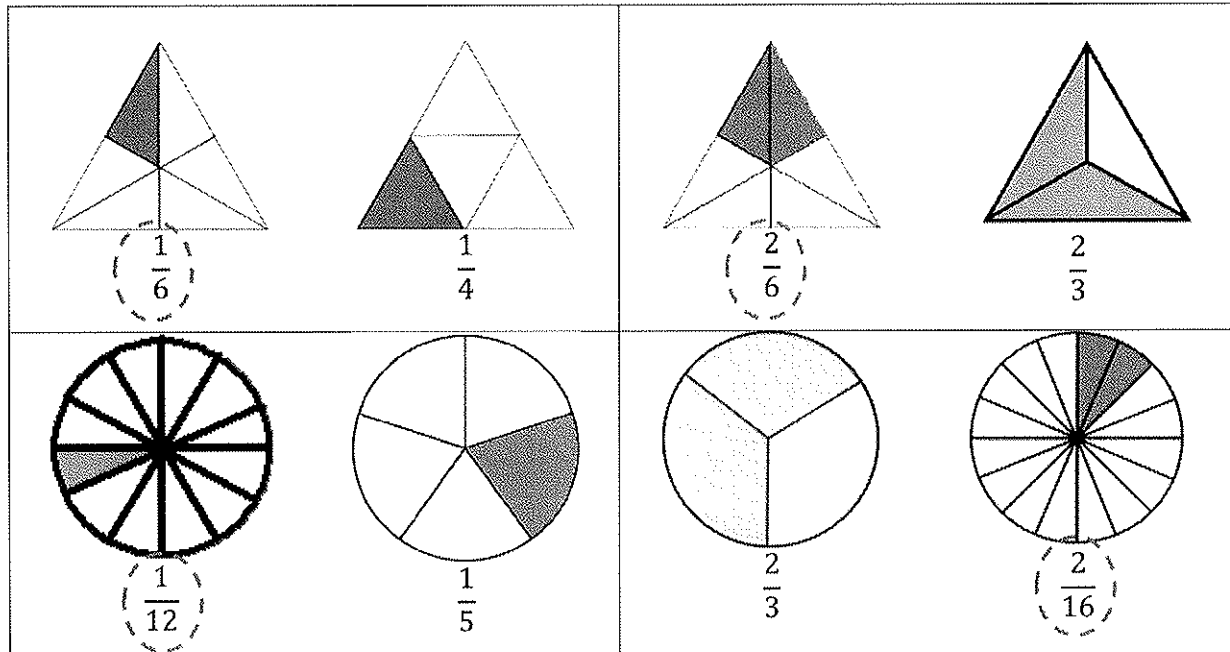
 $\frac{1}{6}$	 $\frac{1}{4}$	 $\frac{2}{6}$	 $\frac{2}{3}$
 $\frac{1}{12}$	 $\frac{1}{5}$	 $\frac{2}{3}$	 $\frac{2}{16}$

Answers

Circle the fractions that are **GREATER**.



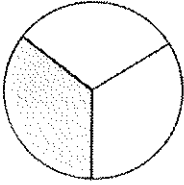
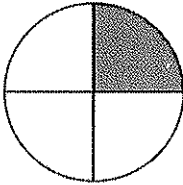
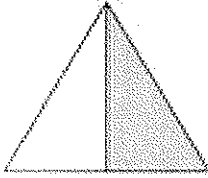
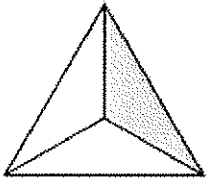
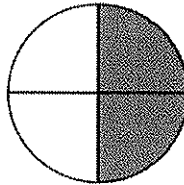
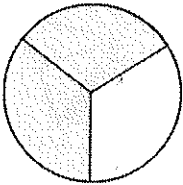
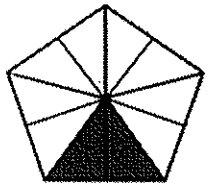
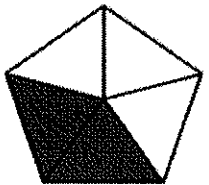
Circle the fractions that are **SMALLER**.



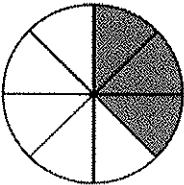
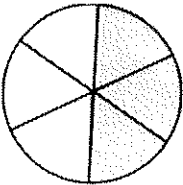
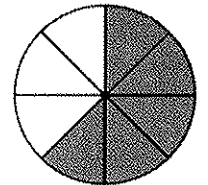
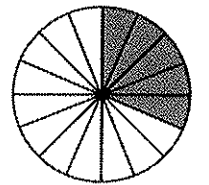
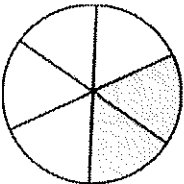
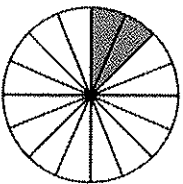
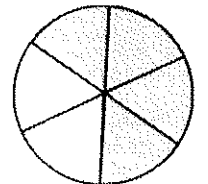
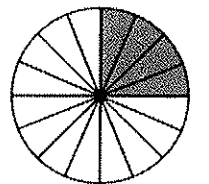
Compare fractions (same numerators, different denominators)

Grade 2 Fractions Worksheet

Circle the fractions that are **GREATER**.

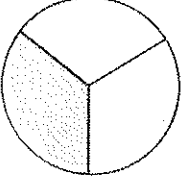
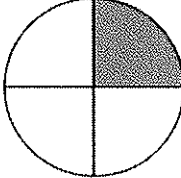
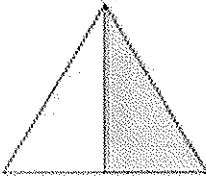
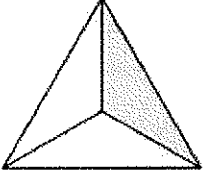
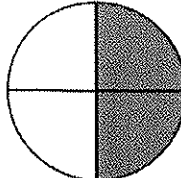
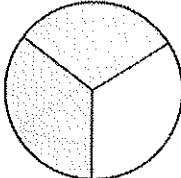
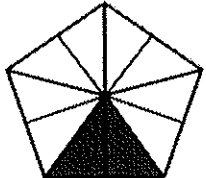
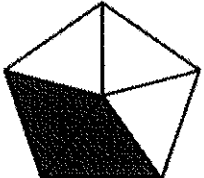
 $\frac{1}{3}$	 $\frac{1}{4}$	 $\frac{1}{2}$	 $\frac{1}{3}$
 $\frac{2}{4}$	 $\frac{2}{3}$	 $\frac{2}{10}$	 $\frac{2}{5}$

Circle the fractions that are **SMALLER**.

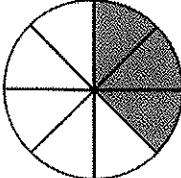
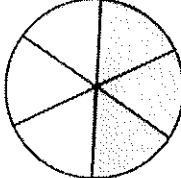
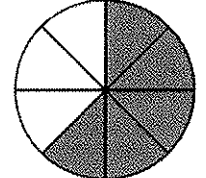
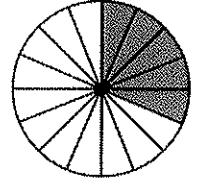
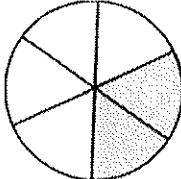
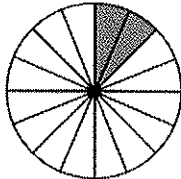
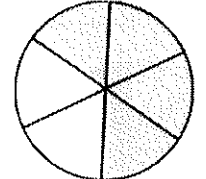
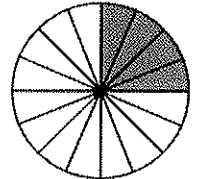
 $\frac{3}{8}$	 $\frac{3}{6}$	 $\frac{5}{8}$	 $\frac{5}{16}$
 $\frac{2}{6}$	 $\frac{2}{16}$	 $\frac{4}{6}$	 $\frac{4}{16}$

Answers

Circle the fractions that are **GREATER**.

 $\frac{1}{3}$	 $\frac{1}{4}$	 $\frac{1}{2}$	 $\frac{1}{3}$
 $\frac{2}{4}$	 $\frac{2}{3}$	 $\frac{2}{10}$	 $\frac{2}{5}$

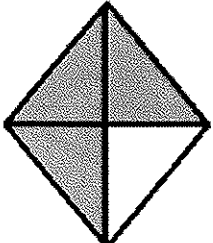
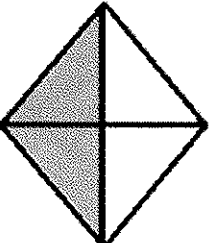
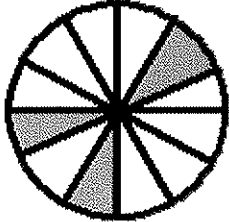

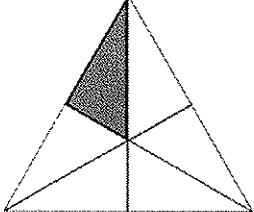
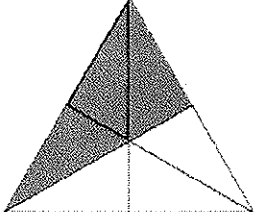

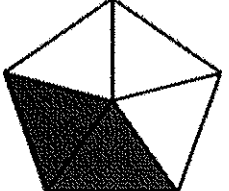
Circle the fractions that are **SMALLER**.

 $\frac{3}{8}$	 $\frac{3}{6}$	 $\frac{5}{8}$	 $\frac{5}{16}$
 $\frac{2}{6}$	 $\frac{2}{16}$	 $\frac{4}{6}$	 $\frac{4}{16}$


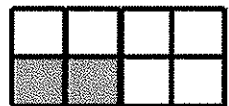
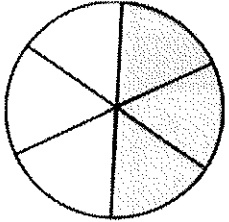
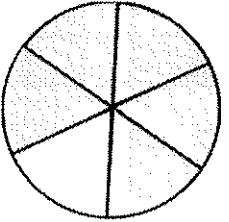
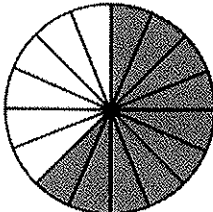
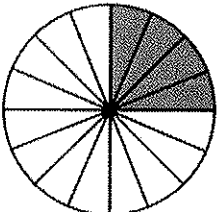
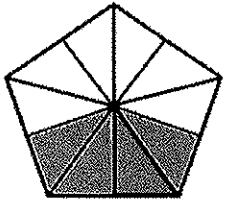
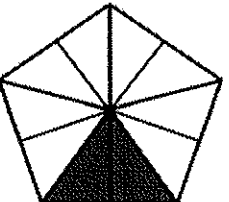
Compare fractions (same denominators)

Grade 2 Fractions Worksheet

Circle the fractions that are **GREATER**.

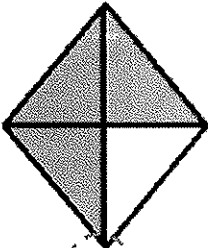
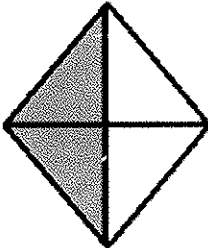

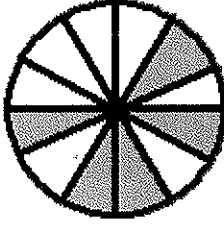
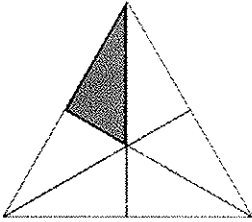
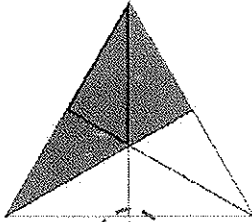

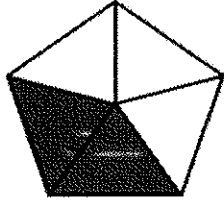
 $\frac{3}{4}$	 $\frac{2}{4}$	 $\frac{3}{12}$	 $\frac{5}{12}$
 $\frac{1}{6}$	 $\frac{3}{6}$	 $\frac{4}{5}$	 $\frac{2}{5}$

Circle the fractions that are **SMALLER**.



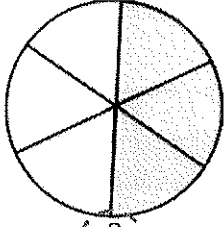
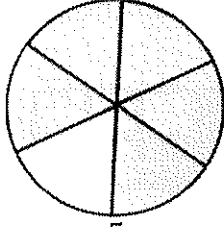
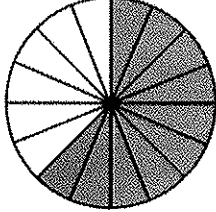
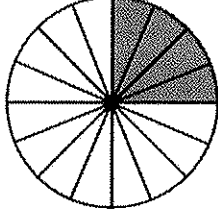
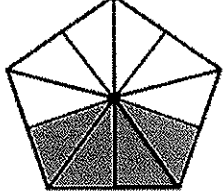
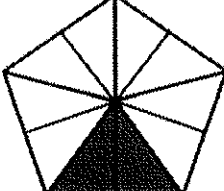
 $\frac{3}{8}$	 $\frac{2}{8}$	 $\frac{3}{6}$	 $\frac{5}{6}$
 $\frac{10}{16}$	 $\frac{4}{16}$	 $\frac{4}{10}$	 $\frac{2}{10}$

Answers

Circle the fractions that are **GREATER**.

 $\frac{3}{4}$	 $\frac{2}{4}$	 $\frac{3}{12}$	 $\frac{5}{12}$
 $\frac{1}{6}$	 $\frac{3}{6}$	 $\frac{4}{5}$	 $\frac{2}{5}$

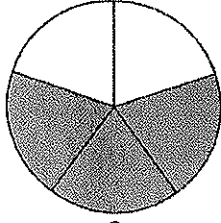
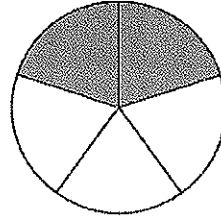
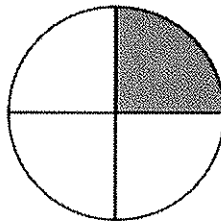
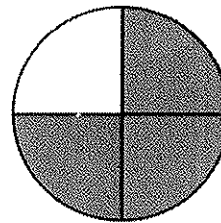
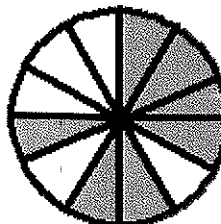

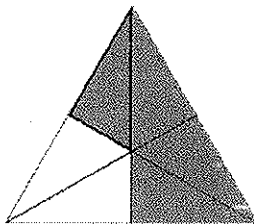
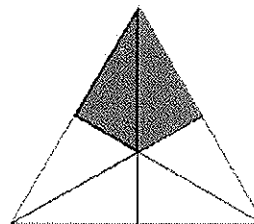
Circle the fractions that are **SMALLER**.

 $\frac{3}{8}$	 $\frac{2}{8}$	 $\frac{3}{6}$	 $\frac{5}{6}$
 $\frac{10}{16}$	 $\frac{4}{16}$	 $\frac{4}{10}$	 $\frac{2}{10}$

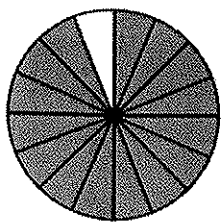
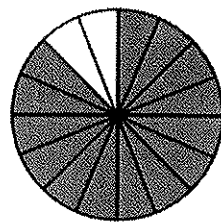


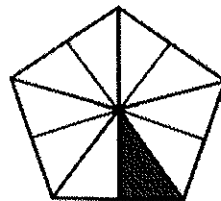
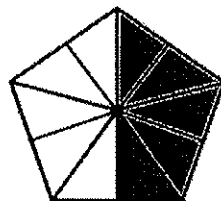
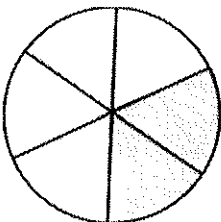
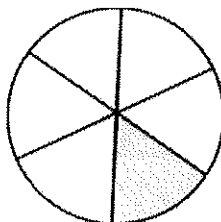
Compare fractions (same denominators)

Grade 2 Fractions Worksheet

Circle the fractions that are **GREATER**.

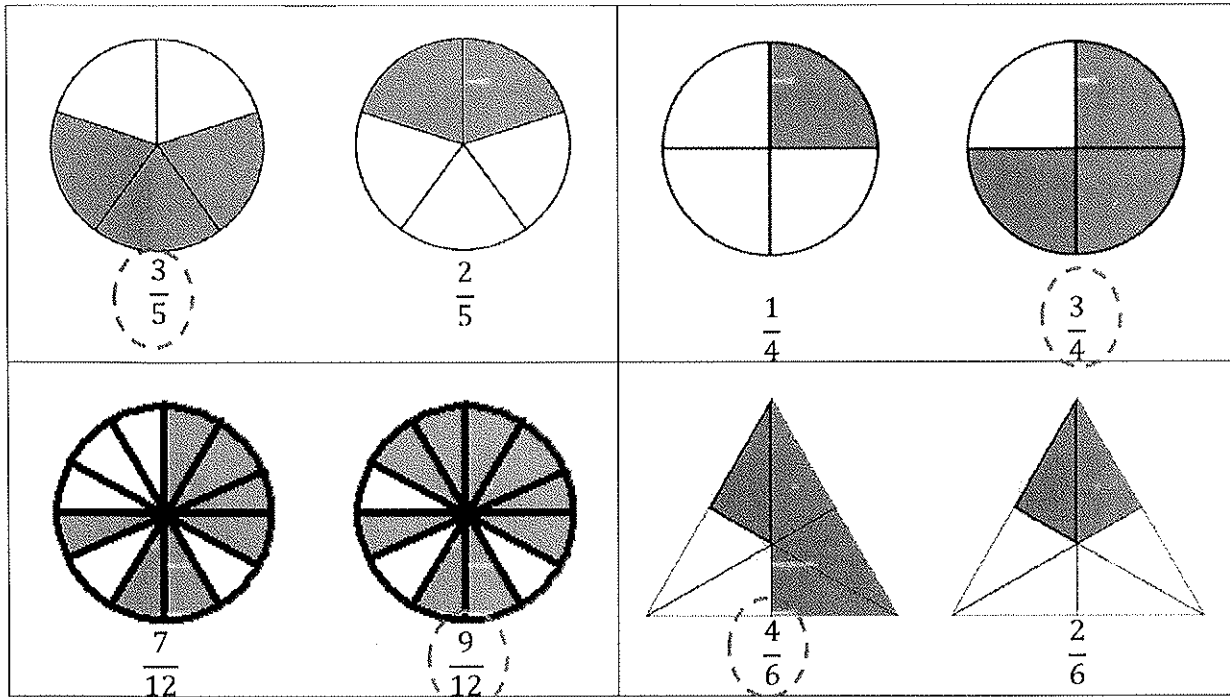
 $\frac{3}{5}$	 $\frac{2}{5}$	 $\frac{1}{4}$	 $\frac{3}{4}$
 $\frac{7}{12}$	 $\frac{9}{12}$	 $\frac{4}{6}$	 $\frac{2}{6}$

Circle the fractions that are **SMALLER**.

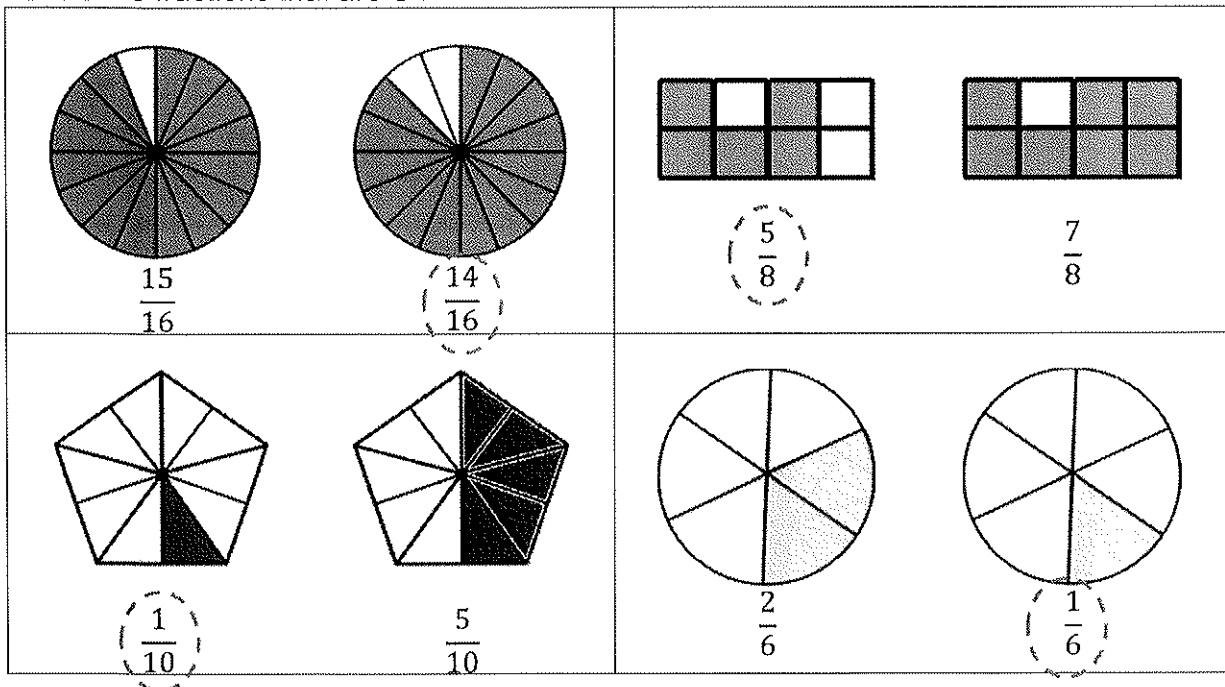
 $\frac{15}{16}$	 $\frac{14}{16}$	 $\frac{5}{8}$	 $\frac{7}{8}$
 $\frac{1}{10}$	 $\frac{5}{10}$	 $\frac{2}{6}$	 $\frac{1}{6}$

Answers

Circle the fractions that are **GREATER**.



Circle the fractions that are **SMALLER**.




Mixed word problems

Grade 2 Word Problems Worksheet

Read and answer each question.

There is a box of toy cars for sale at a toy store. There are 16 red cars, 12 green cars and 31 blue cars.

1. Compared to the number of red cars, how many more blue cars are there?
2. How many cars are there in total?
3. What fraction of the cars are green?
4. If each car is \$2, how much does it cost to buy 9 cars?
5. If Joshua has a one-dollar bill, 2 quarters and 3 nickels, how much more money does he need to buy one toy car?
6. There is a flash sale that only will only last for 2 hours and 30 minutes. If it ends at noon, when did it start?



Answers


1. $31 - 16 = 15$
There are 15 more blue cars than red cars.
2. $16 + 12 + 31 = 59$
There are 58 cars in total.
3. $\frac{12}{59}$ of the cars are green.
4. $9 \times 2 = 18$
It costs \$18 to buy 9 cars.
5. $25\text{¢} + 25\text{¢} + 5\text{¢} + 5\text{¢} + 5\text{¢} = 65\text{¢}$
He needs 35¢ more to buy one toy car.
6. The sale starts at half past nine in the morning.

Telling time - 5 minute intervals

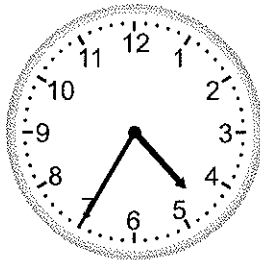
Grade 2 Time Worksheet

Write the time below each clock.


1.




2.




3.




4.




5.




6.




7.



8.



9.




Telling time - 5 minute intervals

Grade 2 Time Worksheet

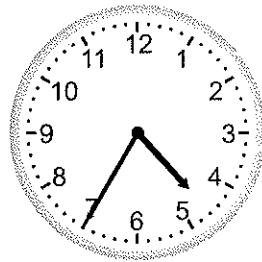
Write the time below each clock.

1.




2:05

2.




4:35

3.




12:15

4.




11:15

5.




10:55

6.




3:50

7.




5:20

8.



3:15

9.



1:20

Mixed word problems

Grade 2 Word Problems Worksheet

Read and answer each question.

The manager of a school cafeteria ordered some new kitchen supplies. He ordered 15 boxes of napkins, 3 boxes of paper cups and 5 boxes each for plastic forks, knives and spoons.

1. How many boxes of supplies did he order altogether?
2. What fraction of the order is napkins?
3. If there are 5 stacks of paper cups in each box, how many stacks of paper cups did he order?
4. The supplier called and said the delivery will be late for 1 hour and 45 minutes. If the original schedule time of delivery was half past two in the afternoon, when would the order be delivered?
5. The order came mixed up. Only 12 boxes of napkins were delivered. How many more boxes did the supplier need to deliver to meet the order?
6. At the cafeteria, a cup of hot chocolate costs \$1.60. If Ashley has 1 one-dollar bill and 3 quarters, how much money would she have left after she buys a cup of hot chocolate?

Answers

1. $15 + 3 + 5 + 5 + 5 = 33$
He ordered 33 boxes of supplies.
2. $\frac{15}{33}$ of the order is napkins.
3. $3 \times 5 = 15$
He ordered 15 stacks of paper cups.
4. The order would be delivered at a quarter after four.
5. $15 - 12 = 3$
The supplier need to deliver 3 more boxes of napkins.
6. $25\text{¢} + 25\text{¢} + 25\text{¢} - 60\text{¢} = 15\text{¢}$
After buying a cup of hot chocolate, she would have 15 cents left.



Multiplication Tables of 2 - missing factor

Grade 2 Multiplication Worksheet

Fill in the missing number.

1. $8 \times \square = 16$

2. $\square \times 2 = 10$

3. $1 \times 2 = \square$

4. $4 \times \square = 8$

5. $2 \times 2 = \square$

6. $7 \times 2 = \square$

7. $\square \times 2 = 12$

8. $9 \times 2 = \square$

9. $3 \times 2 = \square$

10. $\square \times 2 = 2$

11. $2 \times 2 = \square$

12. $6 \times \square = 12$

13. $5 \times \square = 10$

14. $\square \times 2 = 14$

15. $\square \times 2 = 16$

16. $5 \times \square = 10$

17. $\square \times 2 = 6$

18. $4 \times 2 = \square$

19. $6 \times \square = 12$

20. $4 \times \square = 8$



Multiplication Tables of 2 - missing factor

Grade 2 Multiplication Worksheet

Fill in the missing number.

1. $8 \times \boxed{2} = 16$

2. $\boxed{5} \times 2 = 10$

3. $1 \times 2 = \boxed{2}$

4. $4 \times \boxed{2} = 8$

5. $2 \times 2 = \boxed{4}$

6. $7 \times 2 = \boxed{14}$

7. $\boxed{6} \times 2 = 12$

8. $9 \times 2 = \boxed{18}$

9. $3 \times 2 = \boxed{6}$

10. $\boxed{1} \times 2 = 2$

11. $2 \times 2 = \boxed{4}$

12. $6 \times \boxed{2} = 12$

13. $5 \times \boxed{2} = 10$

14. $\boxed{7} \times 2 = 14$

15. $\boxed{8} \times 2 = 16$

16. $5 \times \boxed{2} = 10$

17. $\boxed{3} \times 2 = 6$

18. $4 \times 2 = \boxed{8}$

19. $6 \times \boxed{2} = 12$

20. $4 \times \boxed{2} = 8$



Multiplication Tables of 2 - missing factor

Grade 2 Multiplication Worksheet

Fill in the missing number.

1. $8 \times \square = 16$

2. $\square \times 2 = 10$

3. $1 \times 2 = \square$

4. $4 \times \square = 8$

5. $2 \times 2 = \square$

6. $7 \times 2 = \square$

7. $\square \times 2 = 12$

8. $9 \times 2 = \square$

9. $3 \times 2 = \square$

10. $\square \times 2 = 2$

11. $2 \times 2 = \square$

12. $6 \times \square = 12$

13. $5 \times \square = 10$

14. $\square \times 2 = 14$

15. $\square \times 2 = 16$

16. $5 \times \square = 10$

17. $\square \times 2 = 6$

18. $4 \times 2 = \square$

19. $6 \times \square = 12$

20. $4 \times \square = 8$



Multiplication Tables of 2 - missing factor

Grade 2 Multiplication Worksheet

Fill in the missing number.

1. $8 \times \boxed{2} = 16$

2. $\boxed{5} \times 2 = 10$

3. $1 \times 2 = \boxed{2}$

4. $4 \times \boxed{2} = 8$

5. $2 \times 2 = \boxed{4}$

6. $7 \times 2 = \boxed{14}$

7. $\boxed{6} \times 2 = 12$

8. $9 \times 2 = \boxed{18}$

9. $3 \times 2 = \boxed{6}$

10. $\boxed{1} \times 2 = 2$

11. $2 \times 2 = \boxed{4}$

12. $6 \times \boxed{2} = 12$

13. $5 \times \boxed{2} = 10$

14. $\boxed{7} \times 2 = 14$

15. $\boxed{8} \times 2 = 16$

16. $5 \times \boxed{2} = 10$

17. $\boxed{3} \times 2 = 6$

18. $4 \times 2 = \boxed{8}$

19. $6 \times \boxed{2} = 12$

20. $4 \times \boxed{2} = 8$



Multiplication Tables of 2 - missing factor

Grade 2 Multiplication Worksheet

Fill in the missing number.

1. $\square \times 2 = 12$

2. $4 \times 2 = \square$

3. $3 \times 2 = \square$

4. $\square \times 2 = 14$

5. $2 \times 2 = \square$

6. $\square \times 2 = 16$

7. $1 \times \square = 2$

8. $\square \times 2 = 10$

9. $9 \times 2 = \square$

10. $4 \times 2 = \square$

11. $\square \times 2 = 2$

12. $\square \times 2 = 4$

13. $\square \times 2 = 8$

14. $4 \times \square = 8$

15. $7 \times 2 = \square$

16. $\square \times 2 = 14$

17. $3 \times \square = 6$

18. $3 \times \square = 6$

19. $\square \times 2 = 8$

20. $\square \times 2 = 14$



Multiplication Tables of 2 - missing factor

Grade 2 Multiplication Worksheet

Fill in the missing number.

1. $\boxed{6} \times 2 = 12$

2. $4 \times 2 = \boxed{8}$

3. $3 \times 2 = \boxed{6}$

4. $\boxed{7} \times 2 = 14$

5. $2 \times 2 = \boxed{4}$

6. $\boxed{8} \times 2 = 16$

7. $1 \times \boxed{2} = 2$

8. $\boxed{5} \times 2 = 10$

9. $9 \times 2 = \boxed{18}$

10. $4 \times 2 = \boxed{8}$

11. $\boxed{1} \times 2 = 2$

12. $\boxed{2} \times 2 = 4$

13. $\boxed{4} \times 2 = 8$

14. $4 \times \boxed{2} = 8$

15. $7 \times 2 = \boxed{14}$

16. $\boxed{7} \times 2 = 14$

17. $3 \times \boxed{2} = 6$

18. $3 \times \boxed{2} = 6$







19. $\boxed{4} \times 2 = 8$

20. $\boxed{7} \times 2 = 14$







Parts of a set

Grade 2 Fractions Worksheet

Write the correct fractions for the questions.

<p>What fraction of the circles are blue?</p> 	
<p>What fraction of the stars are yellow?</p> 	
<p>What fraction of the trees are green?</p> 	
<p>What fraction of the flowers are white?</p> 	
<p>What fraction of the houses are blue?</p> 	
<p>What fraction of the ducks are white?</p> 	

Answers

<p>What fraction of the circles are blue?</p> 	$\frac{3}{5}$
<p>What fraction of the stars are yellow?</p> 	$\frac{3}{4}$
<p>What fraction of the trees are green?</p> 	$\frac{5}{6}$
<p>What fraction of the flowers are white?</p> 	$\frac{4}{7}$
<p>What fraction of the houses are blue?</p> 	$\frac{1}{3}$
<p>What fraction of the ducks are white?</p> 	$\frac{5}{8}$

Parts of a set

Grade 2 Fractions Worksheet

Circle the correct answers.

<p>What fraction of the toys are cars?</p> <p style="text-align: center;"> $\frac{1}{4}$ $\frac{1}{3}$ $\frac{3}{4}$ </p>	<p>What fraction of the toys are robots?</p> <p style="text-align: center;"> $\frac{4}{3}$ $\frac{3}{4}$ $\frac{3}{3}$ </p>
<p>What fraction of the above are scissors?</p> <p style="text-align: center;"> $\frac{9}{3}$ $\frac{3}{6}$ $\frac{3}{9}$ </p>	<p>What fraction of the above are pencils?</p> <p style="text-align: center;"> $\frac{3}{6}$ $\frac{6}{9}$ $\frac{9}{6}$ </p>
<p>What fraction of the families have two kids?</p> <p style="text-align: center;"> $\frac{1}{5}$ $\frac{2}{4}$ $\frac{2}{6}$ </p>	<p>What fraction of the families have one kid?</p> <p style="text-align: center;"> $\frac{3}{6}$ $\frac{3}{8}$ $\frac{2}{3}$ </p>
<p>What fraction of the days are sunny?</p> <p style="text-align: center;"> $\frac{3}{12}$ $\frac{3}{7}$ $\frac{3}{10}$ </p>	<p>What fraction of the days are cloudy?</p> <p style="text-align: center;"> $\frac{2}{3}$ $\frac{2}{4}$ $\frac{2}{5}$ </p>

Answers

<p>What fraction of the toys are cars?</p> <p style="text-align: center;"> $\frac{1}{4}$ $\frac{1}{3}$ $\frac{3}{4}$ </p>	<p>What fraction of the toys are robots?</p> <p style="text-align: center;"> $\frac{4}{3}$ $\frac{3}{4}$ $\frac{3}{3}$ </p>
<p>What fraction of the above are scissors?</p> <p style="text-align: center;"> $\frac{9}{3}$ $\frac{3}{6}$ $\frac{3}{9}$ </p>	<p>What fraction of the above are pencils?</p> <p style="text-align: center;"> $\frac{3}{6}$ $\frac{6}{9}$ $\frac{9}{6}$ </p>
<p>What fraction of the families have two kids?</p> <p style="text-align: center;"> $\frac{1}{5}$ $\frac{2}{4}$ $\frac{2}{6}$ </p>	<p>What fraction of the families have one kid?</p> <p style="text-align: center;"> $\frac{3}{6}$ $\frac{3}{8}$ $\frac{2}{3}$ </p>
<p>What fraction of the days are sunny?</p> <p style="text-align: center;"> $\frac{3}{12}$ $\frac{3}{7}$ $\frac{3}{10}$ </p>	<p>What fraction of the days are cloudy?</p> <p style="text-align: center;"> $\frac{2}{3}$ $\frac{2}{4}$ $\frac{2}{5}$ </p>



Multiplication Tables of 2 - missing factor

Grade 2 Multiplication Worksheet

Fill in the missing number.

1. $4 \times \square = 8$

2. $\square \times 2 = 14$

3. $\square \times 2 = 4$

4. $\square \times 2 = 12$

5. $5 \times 2 = \square$

6. $9 \times 2 = \square$

7. $\square \times 2 = 16$

8. $3 \times \square = 6$

9. $\square \times 2 = 2$

10. $3 \times 2 = \square$

11. $3 \times \square = 6$

12. $\square \times 2 = 16$

13. $\square \times 2 = 6$

14. $6 \times \square = 12$

15. $8 \times 2 = \square$

16. $\square \times 2 = 8$

17. $4 \times \square = 8$

18. $7 \times \square = 14$

19. $4 \times 2 = \square$

20. $3 \times \square = 6$



Multiplication Tables of 2 - missing factor

Grade 2 Multiplication Worksheet

Fill in the missing number.

1. $4 \times \boxed{2} = 8$

2. $\boxed{7} \times 2 = 14$

3. $\boxed{2} \times 2 = 4$

4. $\boxed{6} \times 2 = 12$

5. $5 \times 2 = \boxed{10}$

6. $9 \times 2 = \boxed{18}$

7. $\boxed{8} \times 2 = 16$

8. $3 \times \boxed{2} = 6$

9. $\boxed{1} \times 2 = 2$

10. $3 \times 2 = \boxed{6}$

11. $3 \times \boxed{2} = 6$

12. $\boxed{8} \times 2 = 16$

13. $\boxed{3} \times 2 = 6$

14. $6 \times \boxed{2} = 12$

15. $8 \times 2 = \boxed{16}$

16. $\boxed{4} \times 2 = 8$

17. $4 \times \boxed{2} = 8$

18. $7 \times \boxed{2} = 14$

19. $4 \times 2 = \boxed{8}$

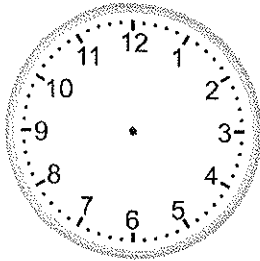
20. $3 \times \boxed{2} = 6$

Telling time - 5 minute intervals (draw the clock)

Grade 2 Time Worksheet

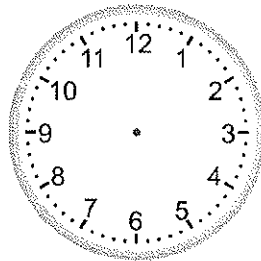
Draw the time shown on each clock.

1.



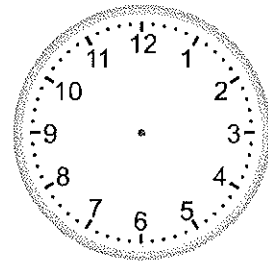
10:30

2.




4:05

3.



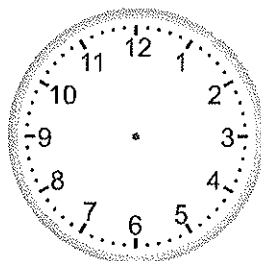
1:15

4.




5:50

5.




11:35

6.




7:45

7.



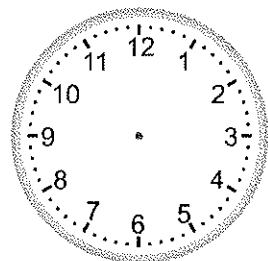
4:10

8.



12:00

9.




4:25

Telling time - 5 minute intervals (draw the clock)

Grade 2 Time Worksheet


Draw the time shown on each clock.

1.




10:30

2.




4:05

3.




1:15

4.




5:50

5.




11:35

6.




7:45

7.




4:10

8.



12:00

9.



4:25



Regrouping across zeros

Grade 2 Subtraction Worksheet

Find the difference.

$$\begin{array}{r} 1. \quad 500 \\ - 129 \\ \hline \\ \hline \end{array}$$

$$\begin{array}{r} 2. \quad 900 \\ - 549 \\ \hline \\ \hline \end{array}$$

$$\begin{array}{r} 3. \quad 600 \\ - 481 \\ \hline \\ \hline \end{array}$$

$$\begin{array}{r} 4. \quad 600 \\ - 468 \\ \hline \\ \hline \end{array}$$

$$\begin{array}{r} 5. \quad 600 \\ - 173 \\ \hline \\ \hline \end{array}$$

$$\begin{array}{r} 6. \quad 200 \\ - 159 \\ \hline \\ \hline \end{array}$$

$$\begin{array}{r} 7. \quad 500 \\ - 394 \\ \hline \\ \hline \end{array}$$

$$\begin{array}{r} 8. \quad 200 \\ - 76 \\ \hline \\ \hline \end{array}$$

$$\begin{array}{r} 9. \quad 900 \\ - 52 \\ \hline \\ \hline \end{array}$$

$$\begin{array}{r} 10. \quad 100 \\ - 44 \\ \hline \\ \hline \end{array}$$

$$\begin{array}{r} 11. \quad 100 \\ - 12 \\ \hline \\ \hline \end{array}$$

$$\begin{array}{r} 12. \quad 100 \\ - 97 \\ \hline \\ \hline \end{array}$$



Regrouping across zeros

Grade 2 Subtraction Worksheet

Find the difference.

$$\begin{array}{r} 1. \quad 500 \\ - 129 \\ \hline 371 \end{array}$$

$$\begin{array}{r} 2. \quad 900 \\ - 549 \\ \hline 351 \end{array}$$

$$\begin{array}{r} 3. \quad 600 \\ - 481 \\ \hline 119 \end{array}$$

$$\begin{array}{r} 4. \quad 600 \\ - 468 \\ \hline 132 \end{array}$$

$$\begin{array}{r} 5. \quad 600 \\ - 173 \\ \hline 427 \end{array}$$

$$\begin{array}{r} 6. \quad 200 \\ - 159 \\ \hline 41 \end{array}$$

$$\begin{array}{r} 7. \quad 500 \\ - 394 \\ \hline 106 \end{array}$$

$$\begin{array}{r} 8. \quad 200 \\ - 76 \\ \hline 124 \end{array}$$

$$\begin{array}{r} 9. \quad 900 \\ - 52 \\ \hline 848 \end{array}$$

$$\begin{array}{r} 10. \quad 100 \\ - 44 \\ \hline 56 \end{array}$$

$$\begin{array}{r} 11. \quad 100 \\ - 12 \\ \hline 88 \end{array}$$

$$\begin{array}{r} 12. \quad 100 \\ - 97 \\ \hline 3 \end{array}$$

Parts of a set

Grade 2 Fractions Worksheet

Circle the correct answers.

<p>What fraction of the above are cupcakes?</p> <p style="text-align: center;"> $\frac{1}{5}$ $\frac{2}{5}$ $\frac{2}{7}$ </p>	<p>What fraction of the above are donuts?</p> <p style="text-align: center;"> $\frac{5}{7}$ $\frac{7}{5}$ $\frac{2}{5}$ </p>
<p>What fraction of the animals are fish?</p> <p style="text-align: center;"> $\frac{5}{8}$ $\frac{3}{8}$ $\frac{8}{5}$ </p>	<p>What fraction of the animals are crabs?</p> <p style="text-align: center;"> $\frac{5}{8}$ $\frac{3}{8}$ $\frac{8}{3}$ </p>
<p>What fraction of the above are shopping bags?</p> <p style="text-align: center;"> $\frac{6}{12}$ $\frac{5}{10}$ $\frac{12}{6}$ </p>	<p>What fraction of the above are shopping carts?</p> <p style="text-align: center;"> $\frac{1}{3}$ $\frac{1}{4}$ $\frac{1}{2}$ </p>

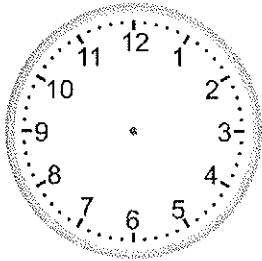
What fraction of the instruments are trumpets? $\frac{1}{12}$ $\frac{1}{6}$ $\frac{1}{4}$	What fraction of the instruments are violins? $\frac{8}{10}$ $\frac{8}{12}$ $\frac{4}{12}$
--	---

Telling time - 5 minute intervals (draw the clock)

Grade 2 Time Worksheet

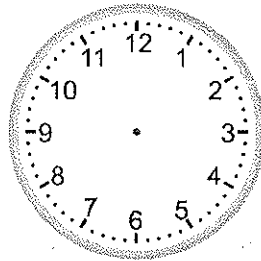
Draw the time shown on each clock.

1.



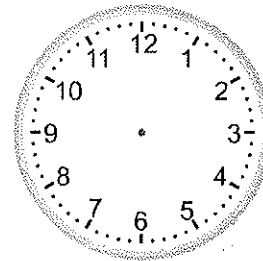
4:40

2.




8:50

3.



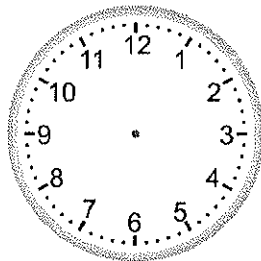
6:45

4.



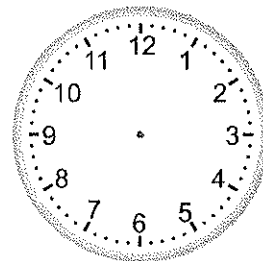
2:40

5.




3:25

6.



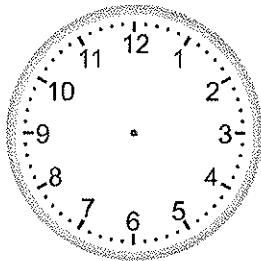
2:25

7.




12:55

8.



12:20

9.



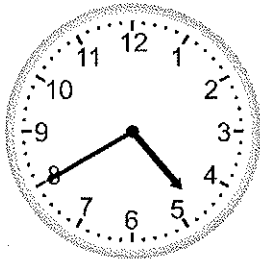
7:30

Telling time - 5 minute intervals (draw the clock)

Grade 2 Time Worksheet

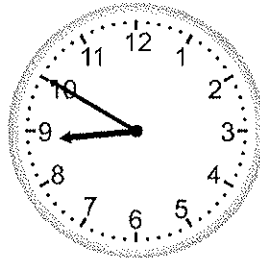
Draw the time shown on each clock.

1.



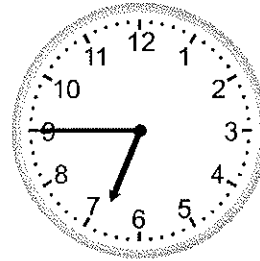
4:40

2.




8:50

3.




6:45

4.




2:40

5.




3:25

6.




2:25

7.




12:55

8.



12:20

9.









7:30







Parts of a set

Grade 2 Fractions Worksheet

Write the correct fractions for the questions.

<p>What fraction of the telephones are grey?</p> 	
<p>What fraction of the owls are white?</p> 	
<p>What fraction of the clocks are blue?</p> 	
<p>What fraction of the shopping carts are red?</p> 	
<p>What fraction of the presents are yellow?</p> 	
<p>What fraction of the cakes are orange?</p> 	

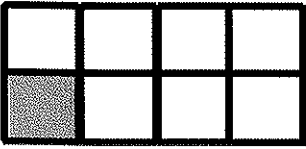
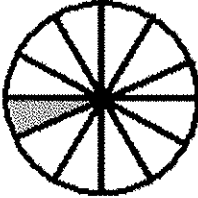
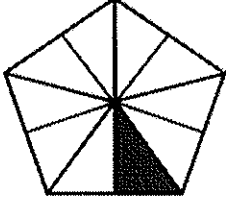
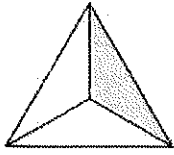
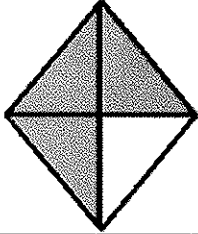
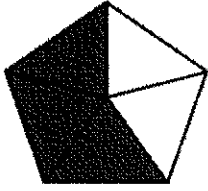
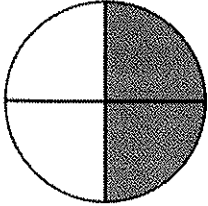
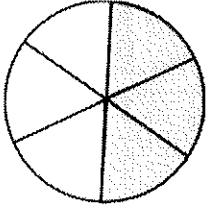
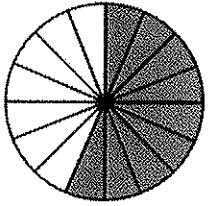
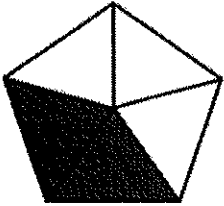
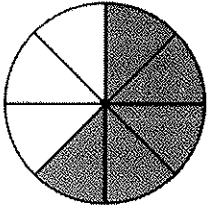
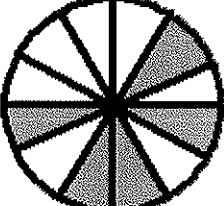
Answers

<p>What fraction of the telephones are grey?</p> 	$\frac{1}{5}$
<p>What fraction of the owls are white?</p> 	$\frac{5}{7}$
<p>What fraction of the clocks are blue?</p> 	$\frac{4}{9}$
<p>What fraction of the shopping carts are red?</p> 	$\frac{5}{11}$
<p>What fraction of the presents are yellow?</p> 	$\frac{9}{14}$
<p>What fraction of the cakes are orange?</p> 	$\frac{11}{16}$

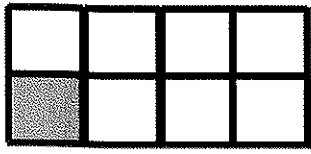
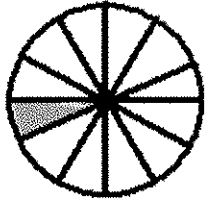
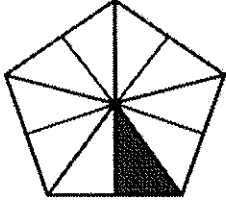
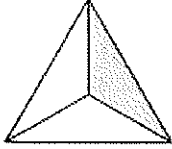
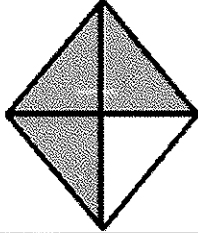
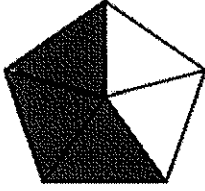
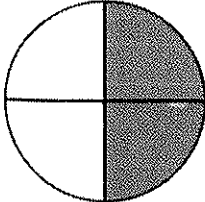
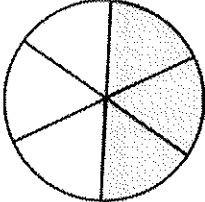
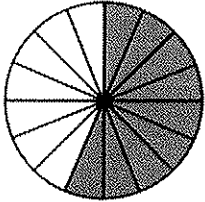
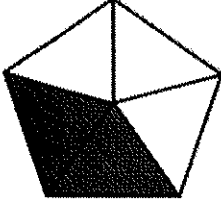
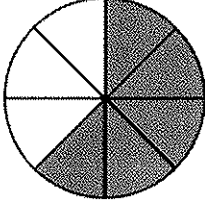
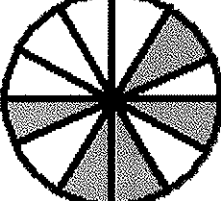
Identify fractions

Grade 2 Fractions Worksheet

What fraction of the shape is shaded? Circle the correct answer.

		
$\frac{8}{1}$ $\frac{8}{7}$ $\frac{1}{8}$	$\frac{1}{12}$ $\frac{12}{1}$ $\frac{10}{11}$	$\frac{1}{9}$ $\frac{1}{10}$ $\frac{10}{1}$
		
$\frac{3}{1}$ $\frac{1}{3}$ $\frac{1}{2}$	$\frac{4}{3}$ $\frac{1}{4}$ $\frac{3}{4}$	$\frac{2}{3}$ $\frac{5}{3}$ $\frac{3}{5}$
		
$\frac{2}{4}$ $\frac{1}{4}$ $\frac{4}{2}$	$\frac{6}{3}$ $\frac{3}{6}$ $\frac{2}{3}$	$\frac{7}{16}$ $\frac{16}{9}$ $\frac{9}{16}$
		
$\frac{3}{5}$ $\frac{2}{5}$ $\frac{5}{2}$	$\frac{5}{8}$ $\frac{8}{5}$ $\frac{3}{5}$	$\frac{12}{5}$ $\frac{5}{7}$ $\frac{5}{12}$

Answers


		
$\frac{1}{8}$	$\frac{1}{12}$	$\frac{1}{10}$
		
$\frac{1}{3}$	$\frac{3}{4}$	$\frac{3}{5}$
		
$\frac{2}{4}$	$\frac{3}{6}$	$\frac{9}{16}$
		
$\frac{2}{5}$	$\frac{5}{8}$	$\frac{5}{12}$

Telling time - 5 minute intervals (draw the clock)

Grade 2 Time Worksheet

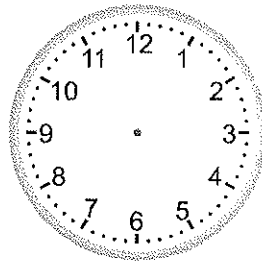
Draw the time shown on each clock.

1.



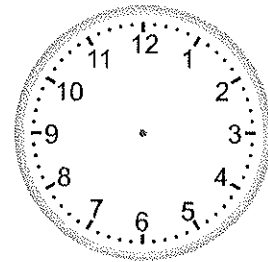
9:25

2.




7:50

3.




1:40

4.



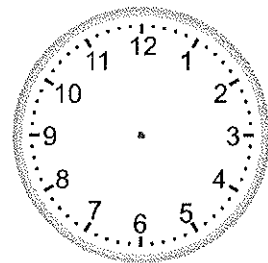
10:15

5.




1:20

6.



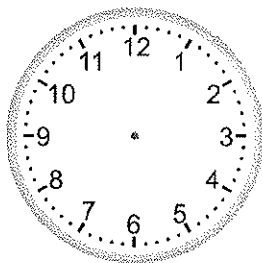
9:45

7.




7:25

8.



6:40

9.




4:55

Telling time - 5 minute intervals (draw the clock)

Grade 2 Time Worksheet

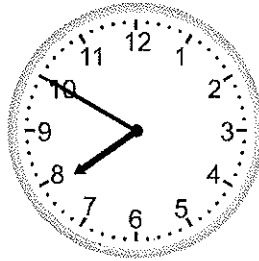
Draw the time shown on each clock.

1.



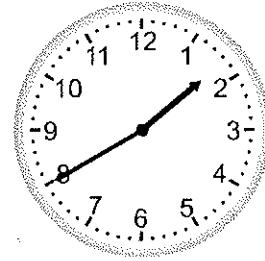
9:25

2.




7:50

3.




1:40

4.




10:15

5.



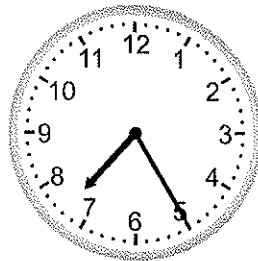
1:20

6.



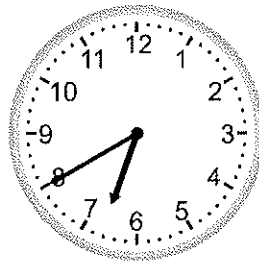
9:45

7.




7:25

8.



6:40

9.



4:55



Regrouping across zeros

Grade 2 Subtraction Worksheet

Find the difference.

$$\begin{array}{r} 1. \quad 800 \\ - \quad 25 \\ \hline \\ \hline \end{array}$$

$$\begin{array}{r} 2. \quad 200 \\ - \quad 21 \\ \hline \\ \hline \end{array}$$

$$\begin{array}{r} 3. \quad 800 \\ - \quad 223 \\ \hline \\ \hline \end{array}$$

$$\begin{array}{r} 4. \quad 200 \\ - \quad 73 \\ \hline \\ \hline \end{array}$$

$$\begin{array}{r} 5. \quad 500 \\ - \quad 457 \\ \hline \\ \hline \end{array}$$

$$\begin{array}{r} 6. \quad 600 \\ - \quad 475 \\ \hline \\ \hline \end{array}$$

$$\begin{array}{r} 7. \quad 300 \\ - \quad 228 \\ \hline \\ \hline \end{array}$$

$$\begin{array}{r} 8. \quad 400 \\ - \quad 199 \\ \hline \\ \hline \end{array}$$

$$\begin{array}{r} 9. \quad 700 \\ - \quad 429 \\ \hline \\ \hline \end{array}$$

$$\begin{array}{r} 10. \quad 200 \\ - \quad 134 \\ \hline \\ \hline \end{array}$$

$$\begin{array}{r} 11. \quad 500 \\ - \quad 21 \\ \hline \\ \hline \end{array}$$

$$\begin{array}{r} 12. \quad 400 \\ - \quad 334 \\ \hline \\ \hline \end{array}$$



Regrouping across zeros

Grade 2 Subtraction Worksheet

Find the difference.

$$\begin{array}{r} 1. \quad 800 \\ - \quad 25 \\ \hline 775 \end{array}$$

$$\begin{array}{r} 2. \quad 200 \\ - \quad 21 \\ \hline 179 \end{array}$$

$$\begin{array}{r} 3. \quad 800 \\ - \quad 223 \\ \hline 577 \end{array}$$

$$\begin{array}{r} 4. \quad 200 \\ - \quad 73 \\ \hline 127 \end{array}$$

$$\begin{array}{r} 5. \quad 500 \\ - \quad 457 \\ \hline 43 \end{array}$$

$$\begin{array}{r} 6. \quad 600 \\ - \quad 475 \\ \hline 125 \end{array}$$

$$\begin{array}{r} 7. \quad 300 \\ - \quad 228 \\ \hline 72 \end{array}$$

$$\begin{array}{r} 8. \quad 400 \\ - \quad 199 \\ \hline 201 \end{array}$$

$$\begin{array}{r} 9. \quad 700 \\ - \quad 429 \\ \hline 271 \end{array}$$

$$\begin{array}{r} 10. \quad 200 \\ - \quad 134 \\ \hline 66 \end{array}$$

$$\begin{array}{r} 11. \quad 500 \\ - \quad 21 \\ \hline 479 \end{array}$$

$$\begin{array}{r} 12. \quad 400 \\ - \quad 334 \\ \hline 66 \end{array}$$



Regrouping across zeros

Grade 2 Subtraction Worksheet

Find the difference.

$$\begin{array}{r} 1. \quad 700 \\ - 117 \\ \hline \\ \hline \end{array}$$

$$\begin{array}{r} 2. \quad 300 \\ - 52 \\ \hline \\ \hline \end{array}$$

$$\begin{array}{r} 3. \quad 100 \\ - 56 \\ \hline \\ \hline \end{array}$$

$$\begin{array}{r} 4. \quad 300 \\ - 156 \\ \hline \\ \hline \end{array}$$

$$\begin{array}{r} 5. \quad 800 \\ - 496 \\ \hline \\ \hline \end{array}$$

$$\begin{array}{r} 6. \quad 400 \\ - 243 \\ \hline \\ \hline \end{array}$$

$$\begin{array}{r} 7. \quad 400 \\ - 379 \\ \hline \\ \hline \end{array}$$

$$\begin{array}{r} 8. \quad 500 \\ - 153 \\ \hline \\ \hline \end{array}$$

$$\begin{array}{r} 9. \quad 700 \\ - 576 \\ \hline \\ \hline \end{array}$$

$$\begin{array}{r} 10. \quad 700 \\ - 457 \\ \hline \\ \hline \end{array}$$

$$\begin{array}{r} 11. \quad 200 \\ - 153 \\ \hline \\ \hline \end{array}$$

$$\begin{array}{r} 12. \quad 500 \\ - 75 \\ \hline \\ \hline \end{array}$$



Regrouping across zeros

Grade 2 Subtraction Worksheet

Find the difference.

$$\begin{array}{r} 1. \quad 700 \\ - 117 \\ \hline 583 \end{array}$$

$$\begin{array}{r} 2. \quad 300 \\ - 52 \\ \hline 248 \end{array}$$

$$\begin{array}{r} 3. \quad 100 \\ - 56 \\ \hline 44 \end{array}$$

$$\begin{array}{r} 4. \quad 300 \\ - 156 \\ \hline 144 \end{array}$$

$$\begin{array}{r} 5. \quad 800 \\ - 496 \\ \hline 304 \end{array}$$

$$\begin{array}{r} 6. \quad 400 \\ - 243 \\ \hline 157 \end{array}$$

$$\begin{array}{r} 7. \quad 400 \\ - 379 \\ \hline 21 \end{array}$$

$$\begin{array}{r} 8. \quad 500 \\ - 153 \\ \hline 347 \end{array}$$

$$\begin{array}{r} 9. \quad 700 \\ - 576 \\ \hline 124 \end{array}$$

$$\begin{array}{r} 10. \quad 700 \\ - 457 \\ \hline 243 \end{array}$$

$$\begin{array}{r} 11. \quad 200 \\ - 153 \\ \hline 47 \end{array}$$

$$\begin{array}{r} 12. \quad 500 \\ - 75 \\ \hline 425 \end{array}$$



Regrouping across zeros

Grade 2 Subtraction Worksheet

Find the difference.

$$\begin{array}{r} 1. \quad 700 \\ - 117 \\ \hline \\ \hline \end{array}$$

$$\begin{array}{r} 2. \quad 300 \\ - 52 \\ \hline \\ \hline \end{array}$$

$$\begin{array}{r} 3. \quad 100 \\ - 56 \\ \hline \\ \hline \end{array}$$

$$\begin{array}{r} 4. \quad 300 \\ - 156 \\ \hline \\ \hline \end{array}$$

$$\begin{array}{r} 5. \quad 800 \\ - 496 \\ \hline \\ \hline \end{array}$$

$$\begin{array}{r} 6. \quad 400 \\ - 243 \\ \hline \\ \hline \end{array}$$

$$\begin{array}{r} 7. \quad 400 \\ - 379 \\ \hline \\ \hline \end{array}$$

$$\begin{array}{r} 8. \quad 500 \\ - 153 \\ \hline \\ \hline \end{array}$$

$$\begin{array}{r} 9. \quad 700 \\ - 576 \\ \hline \\ \hline \end{array}$$

$$\begin{array}{r} 10. \quad 700 \\ - 457 \\ \hline \\ \hline \end{array}$$

$$\begin{array}{r} 11. \quad 200 \\ - 153 \\ \hline \\ \hline \end{array}$$

$$\begin{array}{r} 12. \quad 500 \\ - 75 \\ \hline \\ \hline \end{array}$$



Regrouping across zeros

Grade 2 Subtraction Worksheet

Find the difference.

$$\begin{array}{r} 1. \quad 700 \\ - 117 \\ \hline 583 \end{array}$$

$$\begin{array}{r} 2. \quad 300 \\ - 52 \\ \hline 248 \end{array}$$

$$\begin{array}{r} 3. \quad 100 \\ - 56 \\ \hline 44 \end{array}$$

$$\begin{array}{r} 4. \quad 300 \\ - 156 \\ \hline 144 \end{array}$$

$$\begin{array}{r} 5. \quad 800 \\ - 496 \\ \hline 304 \end{array}$$

$$\begin{array}{r} 6. \quad 400 \\ - 243 \\ \hline 157 \end{array}$$

$$\begin{array}{r} 7. \quad 400 \\ - 379 \\ \hline 21 \end{array}$$

$$\begin{array}{r} 8. \quad 500 \\ - 153 \\ \hline 347 \end{array}$$

$$\begin{array}{r} 9. \quad 700 \\ - 576 \\ \hline 124 \end{array}$$

$$\begin{array}{r} 10. \quad 700 \\ - 457 \\ \hline 243 \end{array}$$

$$\begin{array}{r} 11. \quad 200 \\ - 153 \\ \hline 47 \end{array}$$

$$\begin{array}{r} 12. \quad 500 \\ - 75 \\ \hline 425 \end{array}$$



Regrouping across zeros

Grade 2 Subtraction Worksheet

Find the difference.

$$\begin{array}{r} 1. \quad 800 \\ - 316 \\ \hline \\ \hline \end{array}$$

$$\begin{array}{r} 2. \quad 300 \\ - 57 \\ \hline \\ \hline \end{array}$$

$$\begin{array}{r} 3. \quad 100 \\ - 91 \\ \hline \\ \hline \end{array}$$

$$\begin{array}{r} 4. \quad 900 \\ - 292 \\ \hline \\ \hline \end{array}$$

$$\begin{array}{r} 5. \quad 300 \\ - 212 \\ \hline \\ \hline \end{array}$$

$$\begin{array}{r} 6. \quad 100 \\ - 59 \\ \hline \\ \hline \end{array}$$

$$\begin{array}{r} 7. \quad 300 \\ - 165 \\ \hline \\ \hline \end{array}$$

$$\begin{array}{r} 8. \quad 300 \\ - 253 \\ \hline \\ \hline \end{array}$$

$$\begin{array}{r} 9. \quad 900 \\ - 454 \\ \hline \\ \hline \end{array}$$

$$\begin{array}{r} 10. \quad 400 \\ - 176 \\ \hline \\ \hline \end{array}$$

$$\begin{array}{r} 11. \quad 300 \\ - 162 \\ \hline \\ \hline \end{array}$$

$$\begin{array}{r} 12. \quad 200 \\ - 182 \\ \hline \\ \hline \end{array}$$



Regrouping across zeros

Grade 2 Subtraction Worksheet

Find the difference.

$$\begin{array}{r} 1. \quad 800 \\ - 316 \\ \hline 484 \end{array}$$

$$\begin{array}{r} 2. \quad 300 \\ - 57 \\ \hline 243 \end{array}$$

$$\begin{array}{r} 3. \quad 100 \\ - 91 \\ \hline 9 \end{array}$$

$$\begin{array}{r} 4. \quad 900 \\ - 292 \\ \hline 608 \end{array}$$

$$\begin{array}{r} 5. \quad 300 \\ - 212 \\ \hline 88 \end{array}$$

$$\begin{array}{r} 6. \quad 100 \\ - 59 \\ \hline 41 \end{array}$$

$$\begin{array}{r} 7. \quad 300 \\ - 165 \\ \hline 135 \end{array}$$

$$\begin{array}{r} 8. \quad 300 \\ - 253 \\ \hline 47 \end{array}$$

$$\begin{array}{r} 9. \quad 900 \\ - 454 \\ \hline 446 \end{array}$$

$$\begin{array}{r} 10. \quad 400 \\ - 176 \\ \hline 224 \end{array}$$

$$\begin{array}{r} 11. \quad 300 \\ - 162 \\ \hline 138 \end{array}$$

$$\begin{array}{r} 12. \quad 200 \\ - 182 \\ \hline 18 \end{array}$$



Regrouping across zeros

Grade 2 Subtraction Worksheet

Find the difference.

$$\begin{array}{r} 1. \quad 100 \\ - \quad 41 \\ \hline \\ \hline \end{array}$$

$$\begin{array}{r} 2. \quad 600 \\ - \quad 141 \\ \hline \\ \hline \end{array}$$

$$\begin{array}{r} 3. \quad 100 \\ - \quad 62 \\ \hline \\ \hline \end{array}$$

$$\begin{array}{r} 4. \quad 200 \\ - \quad 32 \\ \hline \\ \hline \end{array}$$

$$\begin{array}{r} 5. \quad 500 \\ - \quad 238 \\ \hline \\ \hline \end{array}$$

$$\begin{array}{r} 6. \quad 500 \\ - \quad 37 \\ \hline \\ \hline \end{array}$$

$$\begin{array}{r} 7. \quad 500 \\ - \quad 384 \\ \hline \\ \hline \end{array}$$

$$\begin{array}{r} 8. \quad 300 \\ - \quad 136 \\ \hline \\ \hline \end{array}$$

$$\begin{array}{r} 9. \quad 300 \\ - \quad 223 \\ \hline \\ \hline \end{array}$$

$$\begin{array}{r} 10. \quad 900 \\ - \quad 726 \\ \hline \\ \hline \end{array}$$

$$\begin{array}{r} 11. \quad 500 \\ - \quad 255 \\ \hline \\ \hline \end{array}$$

$$\begin{array}{r} 12. \quad 500 \\ - \quad 23 \\ \hline \\ \hline \end{array}$$



Regrouping across zeros

Grade 2 Subtraction Worksheet

Find the difference.

$$\begin{array}{r} 1. \quad 100 \\ - \quad 41 \\ \hline 59 \end{array}$$

$$\begin{array}{r} 2. \quad 600 \\ - \quad 141 \\ \hline 459 \end{array}$$

$$\begin{array}{r} 3. \quad 100 \\ - \quad 62 \\ \hline 38 \end{array}$$

$$\begin{array}{r} 4. \quad 200 \\ - \quad 32 \\ \hline 168 \end{array}$$

$$\begin{array}{r} 5. \quad 500 \\ - \quad 238 \\ \hline 262 \end{array}$$

$$\begin{array}{r} 6. \quad 500 \\ - \quad 37 \\ \hline 463 \end{array}$$

$$\begin{array}{r} 7. \quad 500 \\ - \quad 384 \\ \hline 116 \end{array}$$

$$\begin{array}{r} 8. \quad 300 \\ - \quad 136 \\ \hline 164 \end{array}$$

$$\begin{array}{r} 9. \quad 300 \\ - \quad 223 \\ \hline 77 \end{array}$$

$$\begin{array}{r} 10. \quad 900 \\ - \quad 726 \\ \hline 174 \end{array}$$

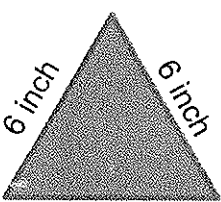
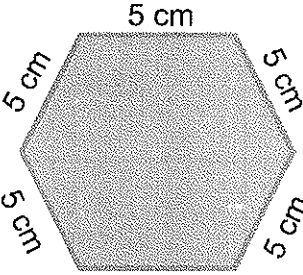

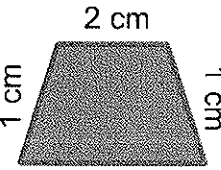
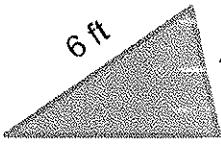
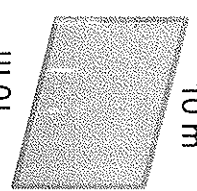

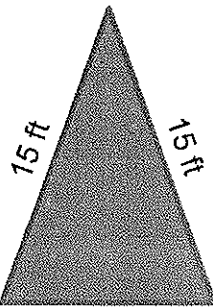

$$\begin{array}{r} 11. \quad 500 \\ - \quad 255 \\ \hline 245 \end{array}$$

$$\begin{array}{r} 12. \quad 500 \\ - \quad 23 \\ \hline 477 \end{array}$$

Perimeters of common shapes

Grade 2 Geometry Worksheet

Find the perimeter of the shapes shown below.

 <p>6 inch 6 inch 6 inch</p> <p>_____</p>	 <p>5 cm 5 cm 5 cm 5 cm 5 cm</p> <p>_____</p>	 <p>9 m 5 m</p> <p>_____</p>
 <p>2 cm 1 cm 1 cm 5 cm</p> <p>_____</p>	 <p>6 ft 4 ft 8 ft</p> <p>_____</p>	 <p>4 m 10 m 10 m 4 m</p> <p>_____</p>
 <p>8 in 12 in</p> <p>_____</p>	 <p>15 ft 15 ft 12 ft</p> <p>_____</p>	 <p>8 cm 8 cm 8 cm 8 cm</p> <p>_____</p>

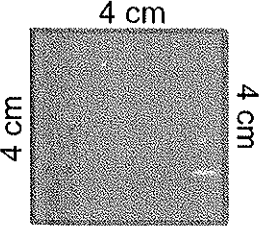

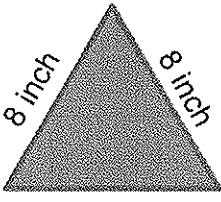
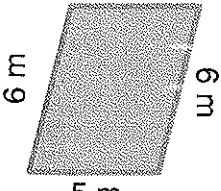
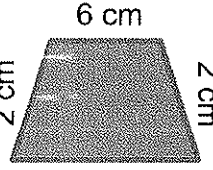
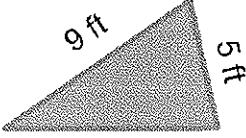
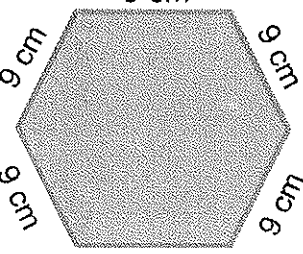

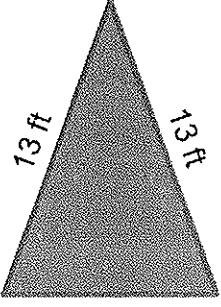
Answers

18 in	30 cm	28 m
9 cm	18 ft	28 m
40 in	42 ft	32 cm

Perimeters of common shapes

Grade 2 Geometry Worksheet

Find the perimeter of the shapes shown below.

 <p>4 cm</p> <p>4 cm</p> <p>4 cm</p> <p>4 cm</p> <p>_____</p>	 <p>6 ft</p> <p>2 ft</p> <p>_____</p>	 <p>8 inch</p> <p>8 inch</p> <p>8 inch</p> <p>_____</p>
 <p>5 m</p> <p>6 m</p> <p>6 m</p> <p>5 m</p> <p>_____</p>	 <p>6 cm</p> <p>2 cm</p> <p>2 cm</p> <p>9 cm</p> <p>_____</p>	 <p>9 ft</p> <p>5 ft</p> <p>7 ft</p> <p>_____</p>
 <p>9 cm</p> <p>9 cm</p> <p>9 cm</p> <p>9 cm</p> <p>9 cm</p> <p>9 cm</p> <p>_____</p>	 <p>4 m</p> <p>7 m</p> <p>_____</p>	 <p>13 ft</p> <p>13 ft</p> <p>10 ft</p> <p>_____</p>

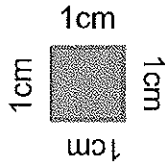
Answers

16 cm	16 ft	24 in
22 m	19 cm	21 ft
54 cm	22 m	36 ft

Perimeters of rectangular shapes on a rectangular grid

Grade 2 Geometry Worksheet

If each of the square is 1 cm by 1 cm (shown below), find the perimeter for the shapes shown below.



<p>_____ cm</p>	<p>_____ cm</p>
<p>_____ cm</p>	<p>_____ cm</p>
<p>_____ cm</p>	
	<p>_____ cm</p>
<p>_____ cm</p>	


Answers

8 cm	12 cm
12 cm	14 cm
14 cm	20 cm
16 cm	

Parts of a set

Grade 2 Fractions Worksheet

Answer the questions with fractions.



1. What fraction of the above are trucks?

2. What fraction of the above are planes?

3. What fraction of the above are usually on the road?



1. What fraction of the animals are dogs?

2. What fraction of the animals are cows?

3. What fraction of the animals live in the ocean?

Answers

1. $\frac{5}{9}$

2. $\frac{2}{9}$

3. $\frac{7}{9}$

4. $\frac{4}{11}$

5. $\frac{2}{11}$


6. $\frac{5}{11}$

Telling time - 5 minute intervals


Grade 2 Time Worksheet

Write the time below each clock.


1.




2.




3.




4.




5.




6.




7.



8.



9.




Telling time - 5 minute intervals

Grade 2 Time Worksheet

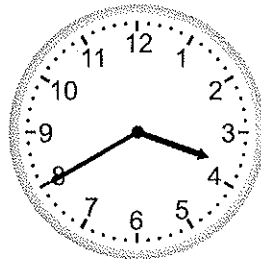
Write the time below each clock.

1.




10:50

2.




3:40

3.




12:50

4.




6:35

5.




6:25

6.




4:15

7.




2:55

8.



12:25

9.



9:25



Adding 3-digit numbers in columns (with regrouping)

Grade 2 Addition Worksheet

Find the sum.

$$\begin{array}{r} 1) \quad 117 \\ + \quad 997 \\ \hline \\ \hline \end{array}$$

$$\begin{array}{r} 2) \quad 535 \\ + \quad 887 \\ \hline \\ \hline \end{array}$$

$$\begin{array}{r} 3) \quad 628 \\ + \quad 89 \\ \hline \\ \hline \end{array}$$

$$\begin{array}{r} 4) \quad 177 \\ + \quad 943 \\ \hline \\ \hline \end{array}$$

$$\begin{array}{r} 5) \quad 561 \\ + \quad 969 \\ \hline \\ \hline \end{array}$$

$$\begin{array}{r} 6) \quad 544 \\ + \quad 778 \\ \hline \\ \hline \end{array}$$

$$\begin{array}{r} 7) \quad 814 \\ + \quad 696 \\ \hline \\ \hline \end{array}$$

$$\begin{array}{r} 8) \quad 91 \\ + \quad 739 \\ \hline \\ \hline \end{array}$$

$$\begin{array}{r} 9) \quad 711 \\ + \quad 499 \\ \hline \\ \hline \end{array}$$

$$\begin{array}{r} 10) \quad 843 \\ + \quad 699 \\ \hline \\ \hline \end{array}$$

$$\begin{array}{r} 11) \quad 647 \\ + \quad 584 \\ \hline \\ \hline \end{array}$$

$$\begin{array}{r} 12) \quad 312 \\ + \quad 799 \\ \hline \\ \hline \end{array}$$

$$\begin{array}{r} 13) \quad 747 \\ + \quad 668 \\ \hline \\ \hline \end{array}$$

$$\begin{array}{r} 14) \quad 371 \\ + \quad 889 \\ \hline \\ \hline \end{array}$$

$$\begin{array}{r} 15) \quad 377 \\ + \quad 886 \\ \hline \\ \hline \end{array}$$

$$\begin{array}{r} 16) \quad 947 \\ + \quad 766 \\ \hline \\ \hline \end{array}$$

$$\begin{array}{r} 17) \quad 283 \\ + \quad 828 \\ \hline \\ \hline \end{array}$$

$$\begin{array}{r} 18) \quad 528 \\ + \quad 985 \\ \hline \\ \hline \end{array}$$

$$\begin{array}{r} 19) \quad 963 \\ + \quad 579 \\ \hline \\ \hline \end{array}$$

$$\begin{array}{r} 20) \quad 534 \\ + \quad 998 \\ \hline \\ \hline \end{array}$$



Adding 3-digit numbers in columns (with regrouping)

Grade 2 Addition Worksheet

Find the sum.

$$\begin{array}{r} 1) \quad 117 \\ + 997 \\ \hline 1,114 \end{array}$$

$$\begin{array}{r} 2) \quad 535 \\ + 887 \\ \hline 1,422 \end{array}$$

$$\begin{array}{r} 3) \quad 628 \\ + 89 \\ \hline 717 \end{array}$$

$$\begin{array}{r} 4) \quad 177 \\ + 943 \\ \hline 1,120 \end{array}$$

$$\begin{array}{r} 5) \quad 561 \\ + 969 \\ \hline 1,530 \end{array}$$

$$\begin{array}{r} 6) \quad 544 \\ + 778 \\ \hline 1,322 \end{array}$$

$$\begin{array}{r} 7) \quad 814 \\ + 696 \\ \hline 1,510 \end{array}$$

$$\begin{array}{r} 8) \quad 91 \\ + 739 \\ \hline 830 \end{array}$$

$$\begin{array}{r} 9) \quad 711 \\ + 499 \\ \hline 1,210 \end{array}$$

$$\begin{array}{r} 10) \quad 843 \\ + 699 \\ \hline 1,542 \end{array}$$

$$\begin{array}{r} 11) \quad 647 \\ + 584 \\ \hline 1,231 \end{array}$$

$$\begin{array}{r} 12) \quad 312 \\ + 799 \\ \hline 1,111 \end{array}$$

$$\begin{array}{r} 13) \quad 747 \\ + 668 \\ \hline 1,415 \end{array}$$

$$\begin{array}{r} 14) \quad 371 \\ + 889 \\ \hline 1,260 \end{array}$$

$$\begin{array}{r} 15) \quad 377 \\ + 886 \\ \hline 1,263 \end{array}$$

$$\begin{array}{r} 16) \quad 947 \\ + 766 \\ \hline 1,713 \end{array}$$

$$\begin{array}{r} 17) \quad 283 \\ + 828 \\ \hline 1,111 \end{array}$$

$$\begin{array}{r} 18) \quad 528 \\ + 985 \\ \hline 1,513 \end{array}$$

$$\begin{array}{r} 19) \quad 963 \\ + 579 \\ \hline 1,542 \end{array}$$

$$\begin{array}{r} 20) \quad 534 \\ + 998 \\ \hline 1,532 \end{array}$$

Counting Canadian money - nickels, dimes & quarters - up to 6 coins


Grade 2 Counting Money Worksheet

Add the coins.

1.  = _____

2.  = _____

3.  = _____

4.  = _____

5.  = _____

6.  = _____

7.  = _____

Counting Canadian money - nickels, dimes & quarters - up to 6 coins

Grade 2 Counting Money Worksheet


Add the coins.

1.  = \$0.70

2.  = \$0.65

3.  = \$0.70

4.  = \$0.55

5.  = \$0.50

6.  = \$0.80

7.  = \$0.60

Counting Canadian money - nickels, dimes & quarters - up to 6 coins

Grade 2 Counting Money Worksheet

Add the coins.

1.  = _____


2.  = _____

3.  = _____

4.  = _____

5.  = _____

6.  = _____

7.  = _____

Counting Canadian money - nickels, dimes & quarters - up to 6 coins


Grade 2 Counting Money Worksheet

Add the coins.

1.  = \$1.20

2.  = \$1.25

3.  = \$0.60

4.  = \$1.10

5.  = \$0.90

6.  = \$0.40

7.  = \$0.85

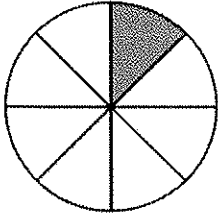
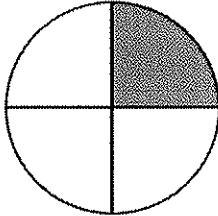
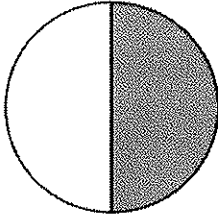
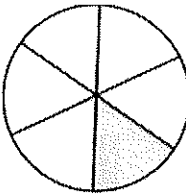
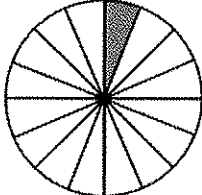
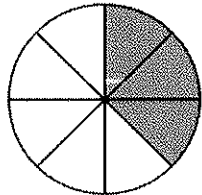
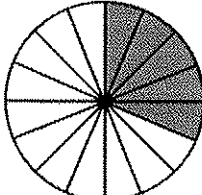
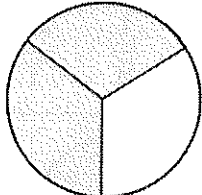
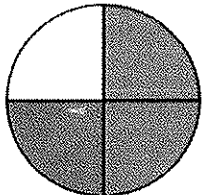
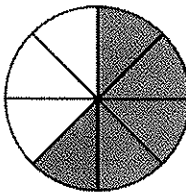
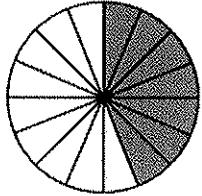
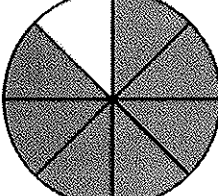
Identify fractions

Grade 2 Fractions Worksheet

What fraction of the shape is shaded? Circle the correct answer.

$\frac{1}{6}$ $\frac{8}{1}$ $\frac{1}{8}$	$\frac{4}{1}$ $\frac{1}{8}$ $\frac{1}{4}$	$\frac{1}{2}$ $\frac{1}{6}$ $\frac{1}{4}$
$\frac{1}{6}$ $\frac{6}{1}$ $\frac{1}{4}$	$\frac{1}{16}$ $\frac{1}{8}$ $\frac{16}{1}$	$\frac{3}{6}$ $\frac{3}{8}$ $\frac{3}{4}$
$\frac{5}{16}$ $\frac{16}{5}$ $\frac{5}{8}$	$\frac{3}{2}$ $\frac{2}{3}$ $\frac{2}{4}$	$\frac{3}{2}$ $\frac{3}{4}$ $\frac{4}{3}$
$\frac{5}{16}$ $\frac{8}{5}$ $\frac{5}{8}$	$\frac{7}{8}$ $\frac{7}{16}$ $\frac{16}{7}$	$\frac{8}{7}$ $\frac{7}{16}$ $\frac{7}{8}$

Answers

		
$\frac{1}{8}$	$\frac{1}{4}$	$\frac{1}{2}$
		
$\frac{1}{6}$	$\frac{1}{16}$	$\frac{3}{8}$
		
$\frac{5}{16}$	$\frac{2}{3}$	$\frac{3}{4}$
		
$\frac{5}{8}$	$\frac{7}{16}$	$\frac{7}{8}$

Counting Canadian money - nickels, dimes & quarters - up to 6 coins

Grade 2 Counting Money Worksheet

Add the coins.

1.  = _____


2.  = _____

3.  = _____

4.  = _____

5.  = _____

6.  = _____

7.  = _____

Counting Canadian money - nickels, dimes & quarters - up to 6 coins

Grade 2 Counting Money Worksheet

Add the coins.

1.



= \$1.00

2.



= \$0.65

3.



= \$0.45

4.



= \$0.45

5.



= \$1.20

6.



= \$0.65

7.




= \$0.85

Counting Canadian money - nickels, dimes & quarters - up to 6 coins

Grade 2 Counting Money Worksheet

Add the coins.

1.  = _____

2.  = _____

3.  = _____

4.  = _____

5.  = _____

6.  = _____


7.  = _____

Counting Canadian money - nickels, dimes & quarters - up to 6 coins

Grade 2 Counting Money Worksheet

Add the coins.


1.  = \$0.80

2.  = \$0.95

3.  = \$0.60

4.  = \$0.70

5.  = \$0.40

6.  = \$0.75

7.  = \$0.65

Counting Canadian money - nickels, dimes & quarters - up to 6 coins

Grade 2 Counting Money Worksheet

Add the coins.

1.



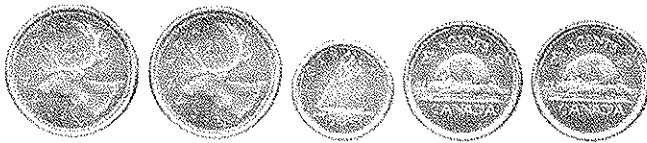
= _____

2.



= _____

3.



= _____

4.



= _____

5.



= _____

6.



= _____

7.



= _____

Counting Canadian money - nickels, dimes & quarters - up to 6 coins

Grade 2 Counting Money Worksheet

Add the coins.

1.



= \$0.50

2.



= \$0.75

3.



= \$0.70

4.



= \$0.65

5.



= \$0.75

6.



= \$0.45

7.




= \$0.80

Telling time - 5 minute intervals

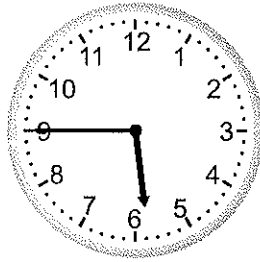
Grade 2 Time Worksheet

Write the time below each clock.


1.




2.




3.




4.




5.




6.




7.



8.



9.

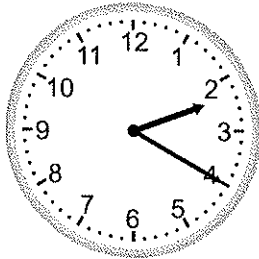


Telling time - 5 minute intervals

Grade 2 Time Worksheet

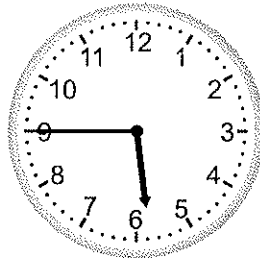
Write the time below each clock.

1.




2:20

2.




5:45

3.




12:25

4.




3:35

5.




11:15

6.




10:20

7.




2:40

8.



11:55

9.



12:30

Counting Canadian money - nickels, dimes & quarters - up to 6 coins

Grade 2 Counting Money Worksheet

Add the coins.

1.  = _____

2.  = _____

3.  = _____

4.  = _____

5.  = _____

6.  = _____


7.  = _____

Counting Canadian money - nickels, dimes & quarters - up to 6 coins

Grade 2 Counting Money Worksheet

Add the coins.

1.



= \$0.60

2.



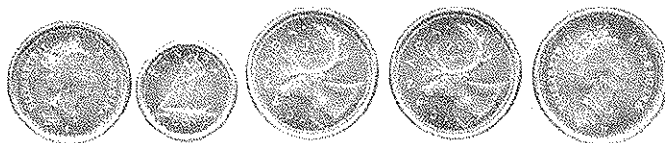
= \$0.65

3.



= \$0.65

4.




= \$0.90

5.



= \$0.50

6.



= \$0.80

7.



= \$0.95

Counting Canadian money - nickels, dimes, quarters, loonies & toonies

Grade 2 Counting Money Worksheet

Add the coins.

1.  = _____

2.  = _____

3.  = _____

4.  = _____

5.  = _____

6.  = _____

7.  = _____

Counting Canadian money - nickels, dimes, quarters, loonies & toonies

Grade 2 Counting Money Worksheet

Add the coins.

1.



= \$3.55

2.




= \$3.85

3.



= \$7.10

4.



= \$2.75

5.



= \$4.35

6.



= \$4.40

7.



= \$0.60



Adding 3-digit numbers in columns (with regrouping)

Grade 2 Addition Worksheet

Find the sum.

$$\begin{array}{r} 1) \quad 887 \\ + \quad 965 \\ \hline \end{array}$$

$$\begin{array}{r} 2) \quad 268 \\ + \quad 956 \\ \hline \end{array}$$

$$\begin{array}{r} 3) \quad 74 \\ + \quad 267 \\ \hline \end{array}$$

$$\begin{array}{r} 4) \quad 482 \\ + \quad 658 \\ \hline \end{array}$$

$$\begin{array}{r} 5) \quad 773 \\ + \quad 389 \\ \hline \end{array}$$

$$\begin{array}{r} 6) \quad 624 \\ + \quad 498 \\ \hline \end{array}$$

$$\begin{array}{r} 7) \quad 619 \\ + \quad 896 \\ \hline \end{array}$$

$$\begin{array}{r} 8) \quad 727 \\ + \quad 798 \\ \hline \end{array}$$

$$\begin{array}{r} 9) \quad 171 \\ + \quad 949 \\ \hline \end{array}$$

$$\begin{array}{r} 10) \quad 189 \\ + \quad 975 \\ \hline \end{array}$$

$$\begin{array}{r} 11) \quad 186 \\ + \quad 985 \\ \hline \end{array}$$

$$\begin{array}{r} 12) \quad 498 \\ + \quad 717 \\ \hline \end{array}$$

$$\begin{array}{r} 13) \quad 312 \\ + \quad 99 \\ \hline \end{array}$$

$$\begin{array}{r} 14) \quad 872 \\ + \quad 368 \\ \hline \end{array}$$

$$\begin{array}{r} 15) \quad 379 \\ + \quad 783 \\ \hline \end{array}$$

$$\begin{array}{r} 16) \quad 941 \\ + \quad 779 \\ \hline \end{array}$$

$$\begin{array}{r} 17) \quad 167 \\ + \quad 953 \\ \hline \end{array}$$

$$\begin{array}{r} 18) \quad 357 \\ + \quad 875 \\ \hline \end{array}$$

$$\begin{array}{r} 19) \quad 716 \\ + \quad 798 \\ \hline \end{array}$$

$$\begin{array}{r} 20) \quad 242 \\ + \quad 898 \\ \hline \end{array}$$



Adding 3-digit numbers in columns (with regrouping)

Grade 2 Addition Worksheet

Find the sum.

$$\begin{array}{r} 1) \quad 887 \\ + 965 \\ \hline 1,852 \end{array}$$

$$\begin{array}{r} 2) \quad 268 \\ + 956 \\ \hline 1,224 \end{array}$$

$$\begin{array}{r} 3) \quad 74 \\ + 267 \\ \hline 341 \end{array}$$

$$\begin{array}{r} 4) \quad 482 \\ + 658 \\ \hline 1,140 \end{array}$$

$$\begin{array}{r} 5) \quad 773 \\ + 389 \\ \hline 1,162 \end{array}$$

$$\begin{array}{r} 6) \quad 624 \\ + 498 \\ \hline 1,122 \end{array}$$

$$\begin{array}{r} 7) \quad 619 \\ + 896 \\ \hline 1,515 \end{array}$$

$$\begin{array}{r} 8) \quad 727 \\ + 798 \\ \hline 1,525 \end{array}$$

$$\begin{array}{r} 9) \quad 171 \\ + 949 \\ \hline 1,120 \end{array}$$

$$\begin{array}{r} 10) \quad 189 \\ + 975 \\ \hline 1,164 \end{array}$$

$$\begin{array}{r} 11) \quad 186 \\ + 985 \\ \hline 1,171 \end{array}$$

$$\begin{array}{r} 12) \quad 498 \\ + 717 \\ \hline 1,215 \end{array}$$

$$\begin{array}{r} 13) \quad 312 \\ + 99 \\ \hline 411 \end{array}$$

$$\begin{array}{r} 14) \quad 872 \\ + 368 \\ \hline 1,240 \end{array}$$

$$\begin{array}{r} 15) \quad 379 \\ + 783 \\ \hline 1,162 \end{array}$$

$$\begin{array}{r} 16) \quad 941 \\ + 779 \\ \hline 1,720 \end{array}$$

$$\begin{array}{r} 17) \quad 167 \\ + 953 \\ \hline 1,120 \end{array}$$

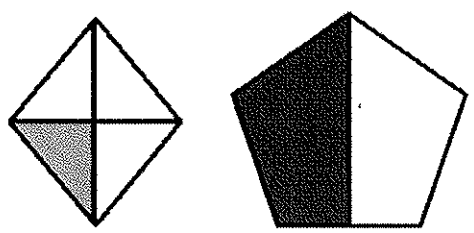
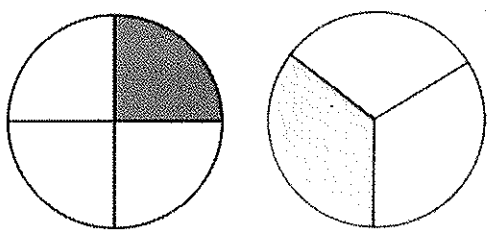
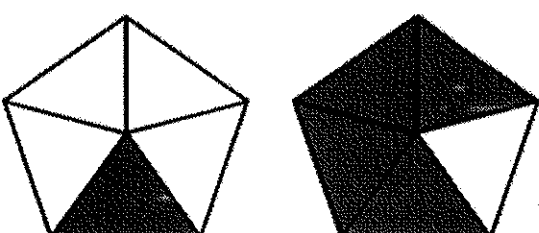
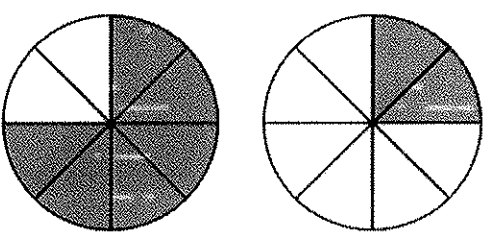
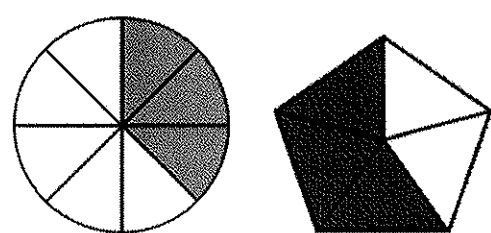
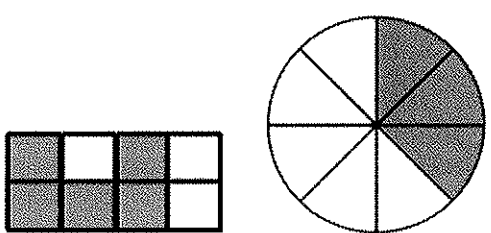
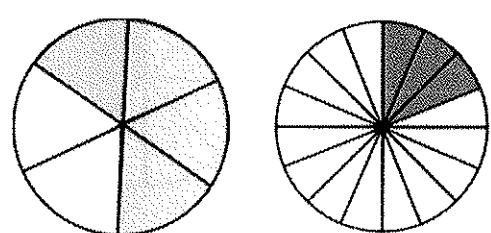
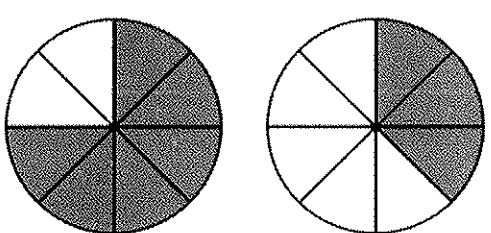
$$\begin{array}{r} 18) \quad 357 \\ + 875 \\ \hline 1,232 \end{array}$$

$$\begin{array}{r} 19) \quad 716 \\ + 798 \\ \hline 1,514 \end{array}$$

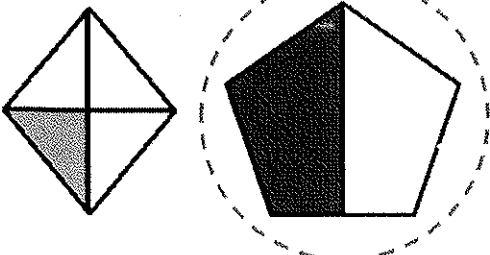
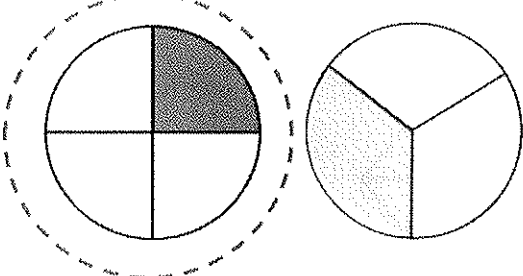
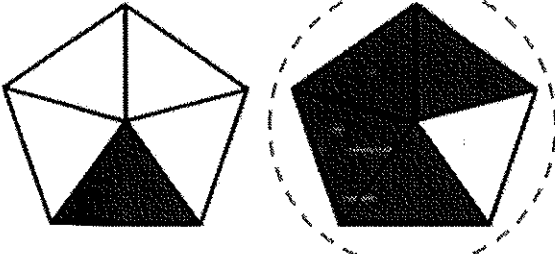
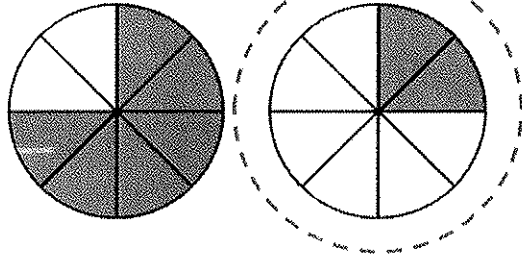
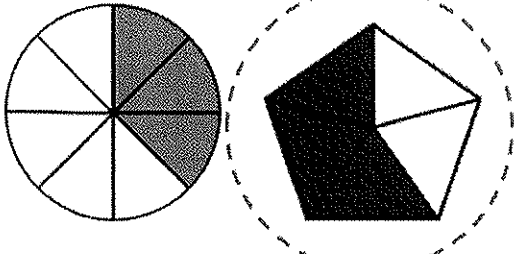
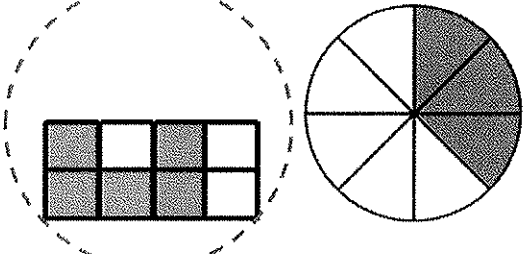
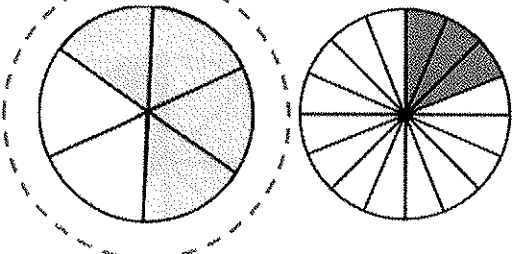
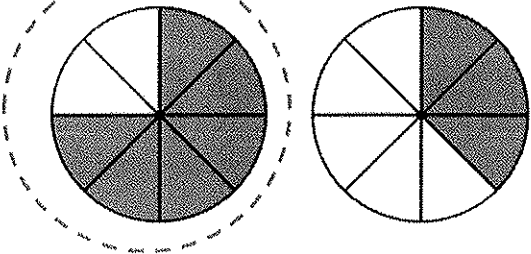
$$\begin{array}{r} 20) \quad 242 \\ + 898 \\ \hline 1,140 \end{array}$$

Identify fractions

Grade 2 Fractions Worksheet

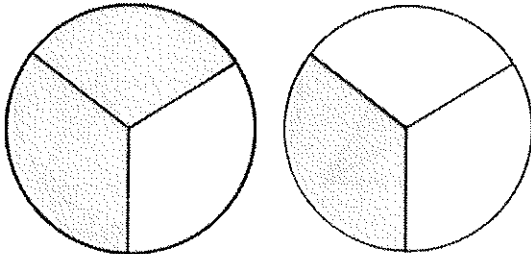
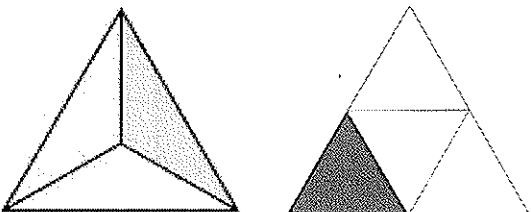
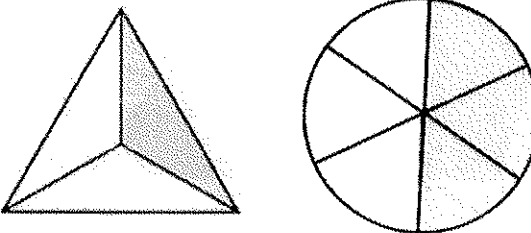
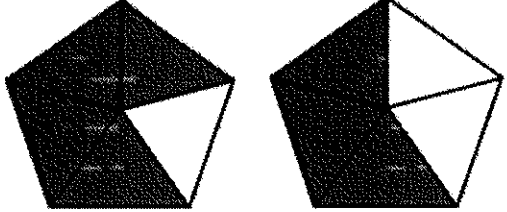
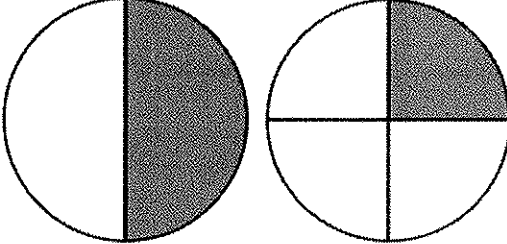
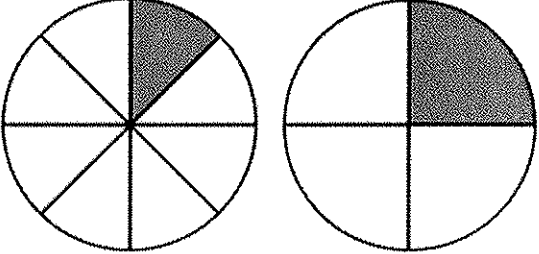
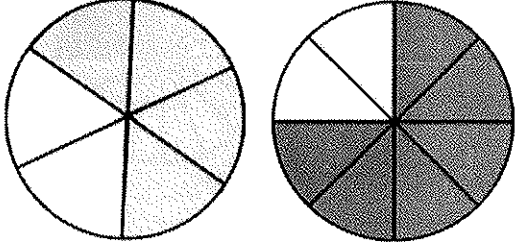
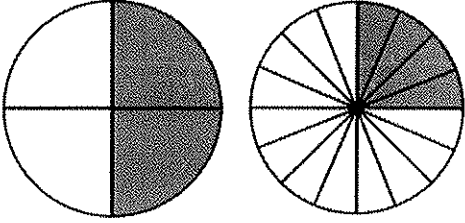
<p>Circle the shape that shows $\frac{1}{2}$.</p> 	<p>Circle the shape that shows $\frac{1}{4}$.</p> 
<p>Circle the shape that shows $\frac{4}{5}$.</p> 	<p>Circle the shape that shows $\frac{2}{8}$.</p> 
<p>Circle the shape that shows $\frac{3}{5}$.</p> 	<p>Circle the shape that shows $\frac{5}{8}$.</p> 
<p>Circle the shape that shows $\frac{2}{3}$.</p> 	<p>Circle the shape that shows $\frac{3}{4}$.</p> 

Answers

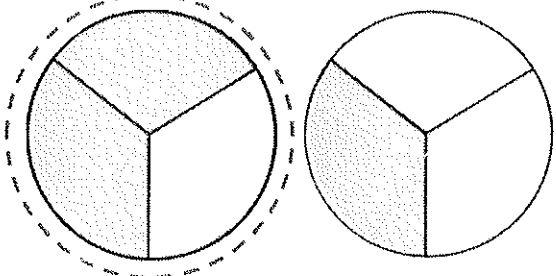
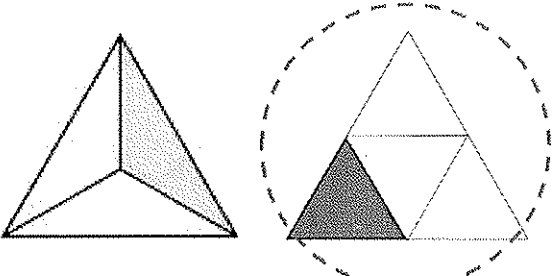
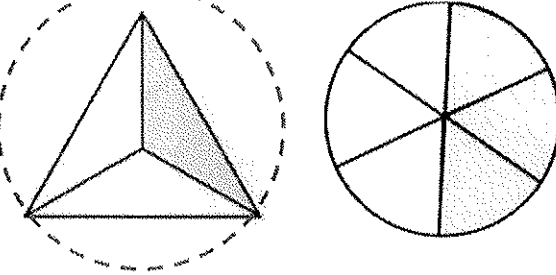
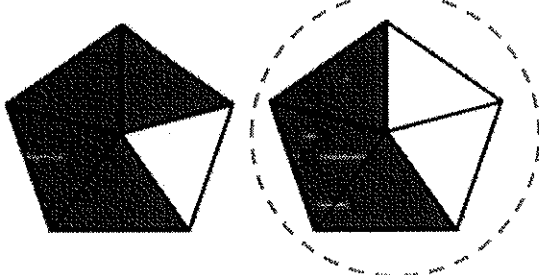
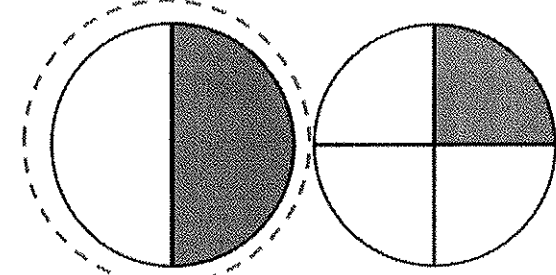
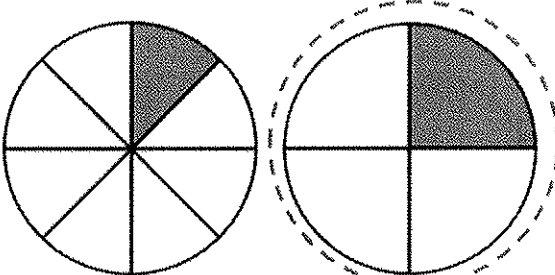
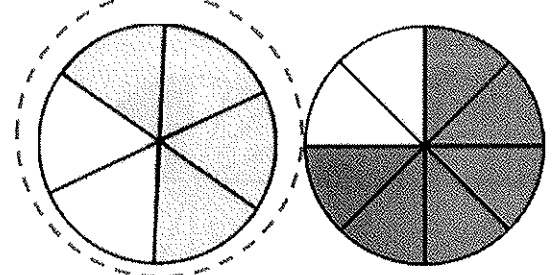
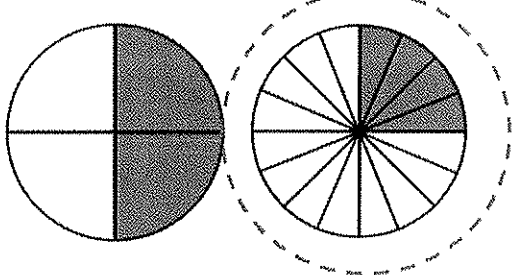
<p>Circle the shape that shows $\frac{1}{2}$.</p> 	<p>Circle the shape that shows $\frac{1}{4}$.</p> 
<p>Circle the shape that shows $\frac{4}{5}$.</p> 	<p>Circle the shape that shows $\frac{2}{8}$.</p> 
<p>Circle the shape that shows $\frac{3}{5}$.</p> 	<p>Circle the shape that shows $\frac{5}{8}$.</p> 
<p>Circle the shape that shows $\frac{2}{3}$.</p> 	<p>Circle the shape that shows $\frac{3}{4}$.</p> 

Identify fractions

Grade 2 Fractions Worksheet

<p>Circle the shape that shows $\frac{2}{3}$.</p> 	<p>Circle the shape that shows $\frac{1}{4}$.</p> 
<p>Circle the shape that shows $\frac{1}{3}$.</p> 	<p>Circle the shape that shows $\frac{3}{5}$.</p> 
<p>Circle the shape that shows $\frac{1}{2}$.</p> 	<p>Circle the shape that shows $\frac{1}{4}$.</p> 
<p>Circle the shape that shows $\frac{2}{3}$.</p> 	<p>Circle the shape that shows $\frac{1}{4}$.</p> 

Answers

<p>Circle the shape that shows $\frac{2}{3}$.</p> 	<p>Circle the shape that shows $\frac{1}{4}$.</p> 
<p>Circle the shape that shows $\frac{1}{3}$.</p> 	<p>Circle the shape that shows $\frac{3}{5}$.</p> 
<p>Circle the shape that shows $\frac{1}{2}$.</p> 	<p>Circle the shape that shows $\frac{1}{4}$.</p> 
<p>Circle the shape that shows $\frac{2}{3}$.</p> 	<p>Circle the shape that shows $\frac{1}{4}$.</p> 



Adding 3-digit numbers in columns (with regrouping)

Grade 2 Addition Worksheet

Find the sum.

$$\begin{array}{r} 1) \quad 325 \\ + 888 \\ \hline \end{array}$$

$$\begin{array}{r} 2) \quad 142 \\ + 998 \\ \hline \end{array}$$

$$\begin{array}{r} 3) \quad 211 \\ + 999 \\ \hline \end{array}$$

$$\begin{array}{r} 4) \quad 212 \\ + 998 \\ \hline \end{array}$$

$$\begin{array}{r} 5) \quad 633 \\ + 579 \\ \hline \end{array}$$

$$\begin{array}{r} 6) \quad 882 \\ + 768 \\ \hline \end{array}$$

$$\begin{array}{r} 7) \quad 762 \\ + 968 \\ \hline \end{array}$$

$$\begin{array}{r} 8) \quad 531 \\ + 9 \\ \hline \end{array}$$

$$\begin{array}{r} 9) \quad 418 \\ + 92 \\ \hline \end{array}$$

$$\begin{array}{r} 10) \quad 445 \\ + 998 \\ \hline \end{array}$$

$$\begin{array}{r} 11) \quad 339 \\ + 894 \\ \hline \end{array}$$

$$\begin{array}{r} 12) \quad 237 \\ + 998 \\ \hline \end{array}$$

$$\begin{array}{r} 13) \quad 448 \\ + 874 \\ \hline \end{array}$$

$$\begin{array}{r} 14) \quad 991 \\ + 669 \\ \hline \end{array}$$

$$\begin{array}{r} 15) \quad 461 \\ + 959 \\ \hline \end{array}$$

$$\begin{array}{r} 16) \quad 413 \\ + 998 \\ \hline \end{array}$$

$$\begin{array}{r} 17) \quad 213 \\ + 997 \\ \hline \end{array}$$

$$\begin{array}{r} 18) \quad 451 \\ + 879 \\ \hline \end{array}$$

$$\begin{array}{r} 19) \quad 739 \\ + 892 \\ \hline \end{array}$$

$$\begin{array}{r} 20) \quad 7 \\ + 869 \\ \hline \end{array}$$



Adding 3-digit numbers in columns (with regrouping)

Grade 2 Addition Worksheet

Find the sum.

$$\begin{array}{r} 1) \quad 325 \\ + 888 \\ \hline 1,213 \end{array}$$

$$\begin{array}{r} 2) \quad 142 \\ + 998 \\ \hline 1,140 \end{array}$$

$$\begin{array}{r} 3) \quad 211 \\ + 999 \\ \hline 1,210 \end{array}$$

$$\begin{array}{r} 4) \quad 212 \\ + 998 \\ \hline 1,210 \end{array}$$

$$\begin{array}{r} 5) \quad 633 \\ + 579 \\ \hline 1,212 \end{array}$$

$$\begin{array}{r} 6) \quad 882 \\ + 768 \\ \hline 1,650 \end{array}$$

$$\begin{array}{r} 7) \quad 762 \\ + 968 \\ \hline 1,730 \end{array}$$

$$\begin{array}{r} 8) \quad 531 \\ + 9 \\ \hline 540 \end{array}$$

$$\begin{array}{r} 9) \quad 418 \\ + 92 \\ \hline 510 \end{array}$$

$$\begin{array}{r} 10) \quad 445 \\ + 998 \\ \hline 1,443 \end{array}$$

$$\begin{array}{r} 11) \quad 339 \\ + 894 \\ \hline 1,233 \end{array}$$

$$\begin{array}{r} 12) \quad 237 \\ + 998 \\ \hline 1,235 \end{array}$$

$$\begin{array}{r} 13) \quad 448 \\ + 874 \\ \hline 1,322 \end{array}$$

$$\begin{array}{r} 14) \quad 991 \\ + 669 \\ \hline 1,660 \end{array}$$

$$\begin{array}{r} 15) \quad 461 \\ + 959 \\ \hline 1,420 \end{array}$$

$$\begin{array}{r} 16) \quad 413 \\ + 998 \\ \hline 1,411 \end{array}$$

$$\begin{array}{r} 17) \quad 213 \\ + 997 \\ \hline 1,210 \end{array}$$

$$\begin{array}{r} 18) \quad 451 \\ + 879 \\ \hline 1,330 \end{array}$$

$$\begin{array}{r} 19) \quad 739 \\ + 892 \\ \hline 1,631 \end{array}$$

$$\begin{array}{r} 20) \quad 7 \\ + 869 \\ \hline 876 \end{array}$$



Adding 3-digit numbers in columns (with regrouping)

Grade 2 Addition Worksheet

Find the sum.

$$\begin{array}{r} 1) \quad 872 \\ + 468 \\ \hline \end{array}$$

$$\begin{array}{r} 2) \quad 729 \\ + 999 \\ \hline \end{array}$$

$$\begin{array}{r} 3) \quad 411 \\ + 799 \\ \hline \end{array}$$

$$\begin{array}{r} 4) \quad 19 \\ + 198 \\ \hline \end{array}$$

$$\begin{array}{r} 5) \quad 423 \\ + 799 \\ \hline \end{array}$$

$$\begin{array}{r} 6) \quad 763 \\ + 668 \\ \hline \end{array}$$

$$\begin{array}{r} 7) \quad 268 \\ + 944 \\ \hline \end{array}$$

$$\begin{array}{r} 8) \quad 853 \\ + 297 \\ \hline \end{array}$$

$$\begin{array}{r} 9) \quad 617 \\ + 696 \\ \hline \end{array}$$

$$\begin{array}{r} 10) \quad 249 \\ + 966 \\ \hline \end{array}$$

$$\begin{array}{r} 11) \quad 451 \\ + 679 \\ \hline \end{array}$$

$$\begin{array}{r} 12) \quad 945 \\ + 78 \\ \hline \end{array}$$

$$\begin{array}{r} 13) \quad 965 \\ + 455 \\ \hline \end{array}$$

$$\begin{array}{r} 14) \quad 512 \\ + 799 \\ \hline \end{array}$$

$$\begin{array}{r} 15) \quad 518 \\ + 697 \\ \hline \end{array}$$

$$\begin{array}{r} 16) \quad 268 \\ + 955 \\ \hline \end{array}$$

$$\begin{array}{r} 17) \quad 46 \\ + 576 \\ \hline \end{array}$$

$$\begin{array}{r} 18) \quad 127 \\ + 997 \\ \hline \end{array}$$

$$\begin{array}{r} 19) \quad 391 \\ + 939 \\ \hline \end{array}$$

$$\begin{array}{r} 20) \quad 93 \\ + 217 \\ \hline \end{array}$$



Adding 3-digit numbers in columns (with regrouping)

Grade 2 Addition Worksheet

Find the sum.

$$\begin{array}{r} 1) \quad 872 \\ + 468 \\ \hline 1,340 \end{array}$$

$$\begin{array}{r} 2) \quad 729 \\ + 999 \\ \hline 1,728 \end{array}$$

$$\begin{array}{r} 3) \quad 411 \\ + 799 \\ \hline 1,210 \end{array}$$

$$\begin{array}{r} 4) \quad 19 \\ + 198 \\ \hline 217 \end{array}$$

$$\begin{array}{r} 5) \quad 423 \\ + 799 \\ \hline 1,222 \end{array}$$

$$\begin{array}{r} 6) \quad 763 \\ + 668 \\ \hline 1,431 \end{array}$$

$$\begin{array}{r} 7) \quad 268 \\ + 944 \\ \hline 1,212 \end{array}$$

$$\begin{array}{r} 8) \quad 853 \\ + 297 \\ \hline 1,150 \end{array}$$

$$\begin{array}{r} 9) \quad 617 \\ + 696 \\ \hline 1,313 \end{array}$$

$$\begin{array}{r} 10) \quad 249 \\ + 966 \\ \hline 1,215 \end{array}$$

$$\begin{array}{r} 11) \quad 451 \\ + 679 \\ \hline 1,130 \end{array}$$

$$\begin{array}{r} 12) \quad 945 \\ + 78 \\ \hline 1,023 \end{array}$$

$$\begin{array}{r} 13) \quad 965 \\ + 455 \\ \hline 1,420 \end{array}$$

$$\begin{array}{r} 14) \quad 512 \\ + 799 \\ \hline 1,311 \end{array}$$

$$\begin{array}{r} 15) \quad 518 \\ + 697 \\ \hline 1,215 \end{array}$$

$$\begin{array}{r} 16) \quad 268 \\ + 955 \\ \hline 1,223 \end{array}$$

$$\begin{array}{r} 17) \quad 46 \\ + 576 \\ \hline 622 \end{array}$$

$$\begin{array}{r} 18) \quad 127 \\ + 997 \\ \hline 1,124 \end{array}$$

$$\begin{array}{r} 19) \quad 391 \\ + 939 \\ \hline 1,330 \end{array}$$

$$\begin{array}{r} 20) \quad 93 \\ + 217 \\ \hline 310 \end{array}$$



Adding 3-digit numbers in columns (with regrouping)

Grade 2 Addition Worksheet

Find the sum.

$$\begin{array}{r} 1) \quad 826 \\ + \quad 797 \\ \hline \end{array}$$

$$\begin{array}{r} 2) \quad 243 \\ + \quad 969 \\ \hline \end{array}$$

$$\begin{array}{r} 3) \quad 792 \\ + \quad 748 \\ \hline \end{array}$$

$$\begin{array}{r} 4) \quad 191 \\ + \quad 959 \\ \hline \end{array}$$

$$\begin{array}{r} 5) \quad 143 \\ + \quad 997 \\ \hline \end{array}$$

$$\begin{array}{r} 6) \quad 713 \\ + \quad 99 \\ \hline \end{array}$$

$$\begin{array}{r} 7) \quad 554 \\ + \quad 696 \\ \hline \end{array}$$

$$\begin{array}{r} 8) \quad 419 \\ + \quad 897 \\ \hline \end{array}$$

$$\begin{array}{r} 9) \quad 521 \\ + \quad 699 \\ \hline \end{array}$$

$$\begin{array}{r} 10) \quad 35 \\ + \quad 979 \\ \hline \end{array}$$

$$\begin{array}{r} 11) \quad 734 \\ + \quad 798 \\ \hline \end{array}$$

$$\begin{array}{r} 12) \quad 681 \\ + \quad 729 \\ \hline \end{array}$$

$$\begin{array}{r} 13) \quad 82 \\ + \quad 159 \\ \hline \end{array}$$

$$\begin{array}{r} 14) \quad 621 \\ + \quad 699 \\ \hline \end{array}$$

$$\begin{array}{r} 15) \quad 118 \\ + \quad 995 \\ \hline \end{array}$$

$$\begin{array}{r} 16) \quad 815 \\ + \quad 399 \\ \hline \end{array}$$

$$\begin{array}{r} 17) \quad 558 \\ + \quad 98 \\ \hline \end{array}$$

$$\begin{array}{r} 18) \quad 539 \\ + \quad 677 \\ \hline \end{array}$$

$$\begin{array}{r} 19) \quad 294 \\ + \quad 838 \\ \hline \end{array}$$

$$\begin{array}{r} 20) \quad 285 \\ + \quad 888 \\ \hline \end{array}$$



Adding 3-digit numbers in columns (with regrouping)

Grade 2 Addition Worksheet

Find the sum.

$$\begin{array}{r} 1) \quad 826 \\ + 797 \\ \hline 1,623 \end{array}$$

$$\begin{array}{r} 2) \quad 243 \\ + 969 \\ \hline 1,212 \end{array}$$

$$\begin{array}{r} 3) \quad 792 \\ + 748 \\ \hline 1,540 \end{array}$$

$$\begin{array}{r} 4) \quad 191 \\ + 959 \\ \hline 1,150 \end{array}$$

$$\begin{array}{r} 5) \quad 143 \\ + 997 \\ \hline 1,140 \end{array}$$

$$\begin{array}{r} 6) \quad 713 \\ + 99 \\ \hline 812 \end{array}$$

$$\begin{array}{r} 7) \quad 554 \\ + 696 \\ \hline 1,250 \end{array}$$

$$\begin{array}{r} 8) \quad 419 \\ + 897 \\ \hline 1,316 \end{array}$$

$$\begin{array}{r} 9) \quad 521 \\ + 699 \\ \hline 1,220 \end{array}$$

$$\begin{array}{r} 10) \quad 35 \\ + 979 \\ \hline 1,014 \end{array}$$

$$\begin{array}{r} 11) \quad 734 \\ + 798 \\ \hline 1,532 \end{array}$$

$$\begin{array}{r} 12) \quad 681 \\ + 729 \\ \hline 1,410 \end{array}$$

$$\begin{array}{r} 13) \quad 82 \\ + 159 \\ \hline 241 \end{array}$$

$$\begin{array}{r} 14) \quad 621 \\ + 699 \\ \hline 1,320 \end{array}$$

$$\begin{array}{r} 15) \quad 118 \\ + 995 \\ \hline 1,113 \end{array}$$

$$\begin{array}{r} 16) \quad 815 \\ + 399 \\ \hline 1,214 \end{array}$$

$$\begin{array}{r} 17) \quad 558 \\ + 98 \\ \hline 656 \end{array}$$

$$\begin{array}{r} 18) \quad 539 \\ + 677 \\ \hline 1,216 \end{array}$$

$$\begin{array}{r} 19) \quad 294 \\ + 838 \\ \hline 1,132 \end{array}$$

$$\begin{array}{r} 20) \quad 285 \\ + 888 \\ \hline 1,173 \end{array}$$

Answers

<p>What fraction of the above are cupcakes?</p> <p> $\frac{1}{5}$ $\frac{2}{5}$ $\frac{2}{7}$ </p>	<p>What fraction of the above are donut?</p> <p> $\frac{5}{7}$ $\frac{7}{5}$ $\frac{2}{5}$ </p>
<p>What fraction of the animals are fish?</p> <p> $\frac{5}{8}$ $\frac{3}{8}$ $\frac{8}{5}$ </p>	<p>What fraction of the animals are crabs?</p> <p> $\frac{5}{8}$ $\frac{3}{8}$ $\frac{8}{3}$ </p>
<p>What fraction of the above are shopping bags?</p> <p> $\frac{6}{12}$ $\frac{5}{10}$ $\frac{12}{6}$ </p>	<p>What fraction of the above are shopping carts?</p> <p> $\frac{1}{3}$ $\frac{1}{4}$ $\frac{1}{2}$ </p>
<p>What fraction of the instruments are trumpets?</p> <p> $\frac{1}{12}$ $\frac{1}{6}$ $\frac{1}{4}$ </p>	<p>What fraction of the instruments are violins?</p> <p> $\frac{8}{10}$ $\frac{8}{12}$ $\frac{4}{12}$ </p>





Parts of a set

Grade 2 Fractions Worksheet

Circle the correct answers.

What fraction of the group are men? $\frac{1}{5}$ $\frac{2}{6}$ $\frac{2}{5}$	What fraction are women? $\frac{2}{5}$ $\frac{3}{5}$ $\frac{2}{3}$
What fraction of the animals are cats? $\frac{1}{8}$ $\frac{3}{8}$ $\frac{5}{8}$	What fraction of the animals are dogs? $\frac{5}{8}$ $\frac{3}{8}$ $\frac{2}{8}$
What fraction of the above are keys? $\frac{3}{6}$ $\frac{1}{4}$ $\frac{1}{6}$	What fraction of the above are locks? $\frac{1}{6}$ $\frac{5}{6}$ $\frac{5}{7}$
What fraction of the toys are cars? $\frac{1}{7}$ $\frac{3}{7}$ $\frac{4}{7}$	What fraction of the toys are rockets? $\frac{2}{7}$ $\frac{3}{7}$ $\frac{4}{7}$

Answers

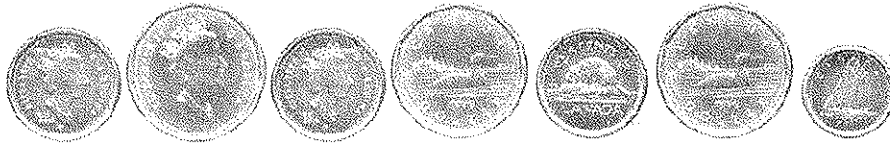
	
<p>What fraction of the group are men?</p> <p style="text-align: center;"> $\frac{1}{5}$ $\frac{2}{6}$ $\frac{2}{5}$ </p>	<p>What fraction of the group are women?</p> <p style="text-align: center;"> $\frac{2}{5}$ $\frac{3}{5}$ $\frac{2}{3}$ </p>
	
<p>What fraction of the animals are cats?</p> <p style="text-align: center;"> $\frac{1}{8}$ $\frac{3}{8}$ $\frac{5}{8}$ </p>	<p>What fraction of the animals are dogs?</p> <p style="text-align: center;"> $\frac{5}{8}$ $\frac{3}{8}$ $\frac{2}{8}$ </p>
	
<p>What fraction of the above are keys?</p> <p style="text-align: center;"> $\frac{3}{6}$ $\frac{1}{4}$ $\frac{1}{6}$ </p>	<p>What fraction of the above are locks?</p> <p style="text-align: center;"> $\frac{1}{6}$ $\frac{5}{6}$ $\frac{5}{7}$ </p>
	
<p>What fraction of the toys are cars?</p> <p style="text-align: center;"> $\frac{1}{7}$ $\frac{3}{7}$ $\frac{4}{7}$ </p>	<p>What fraction of the toys are rockets?</p> <p style="text-align: center;"> $\frac{2}{7}$ $\frac{3}{7}$ $\frac{4}{7}$ </p>

Counting Canadian money - nickels, dimes, quarters, loonies & toonies

Grade 2 Counting Money Worksheet

Add the coins.

1.



= _____

2.



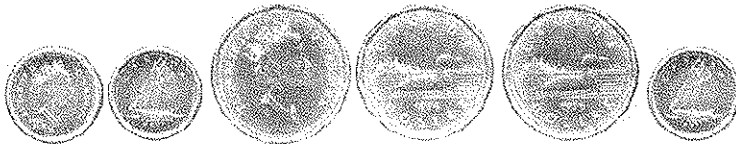
= _____

3.



= _____

4.



= _____

5.



= _____

6.



= _____

7.



= _____

Counting Canadian money - nickels, dimes, quarters, loonies & toonies

Grade 2 Counting Money Worksheet

Add the coins.

1.




= \$3.25

2.



= \$1.90

3.



= \$2.25

4.



= \$3.30

5.




= \$3.75

6.



= \$1.70

7.



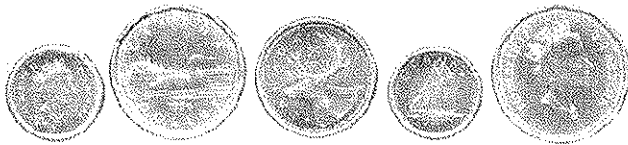
= \$3.50

Counting Canadian money - nickels, dimes, quarters, loonies & toonies

Grade 2 Counting Money Worksheet

Add the coins.

1.



= _____

2.



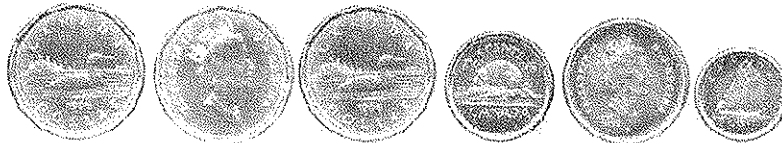
= _____

3.



= _____

4.



= _____

5.



= _____

6.



= _____

7.



= _____

Counting Canadian money - nickels, dimes, quarters, loonies & toonies

Grade 2 Counting Money Worksheet

Add the coins.

1.



= \$2.45

2.



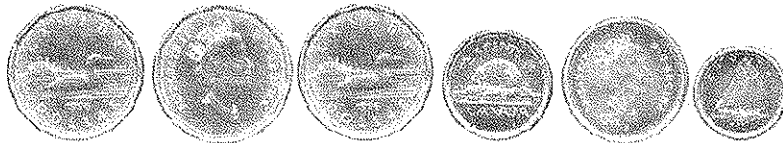
= \$3.75

3.



= \$4.40

4.



= \$3.40

5.



= \$5.10

6.



= \$6.25

7.

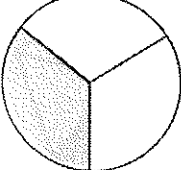
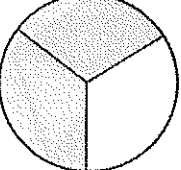

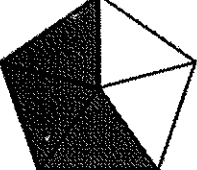
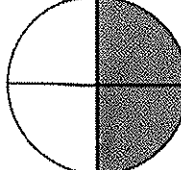
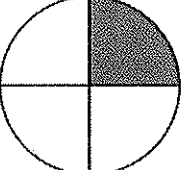
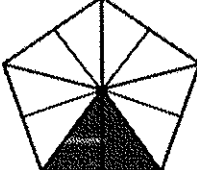
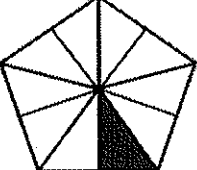


= \$1.50

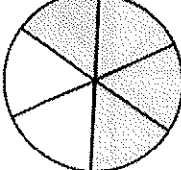
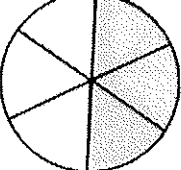
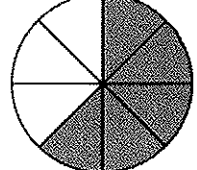
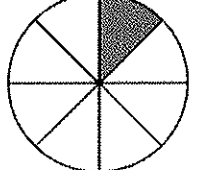
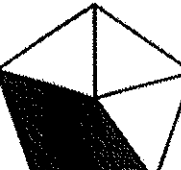
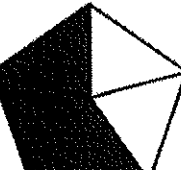
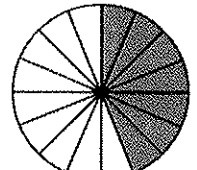
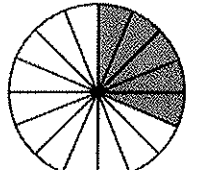
Compare fractions (same denominators)

Grade 2 Fractions Worksheet

Circle the fractions that are **GREATER**.

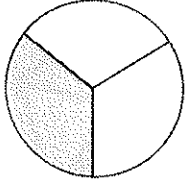
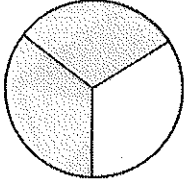

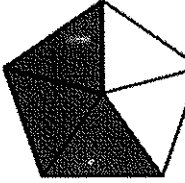
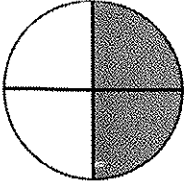
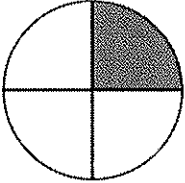
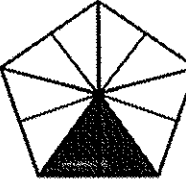
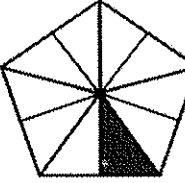
 $\frac{1}{3}$	 $\frac{2}{3}$	 $\frac{4}{5}$	 $\frac{3}{5}$
 $\frac{2}{4}$	 $\frac{1}{4}$	 $\frac{2}{10}$	 $\frac{1}{10}$

Circle the fractions that are **SMALLER**.

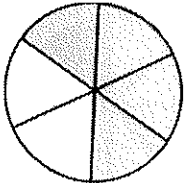
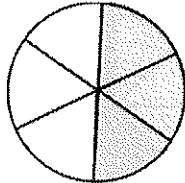
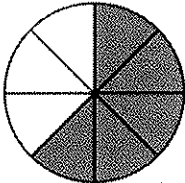
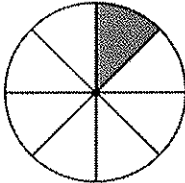
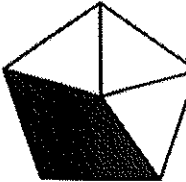
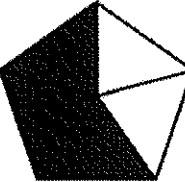
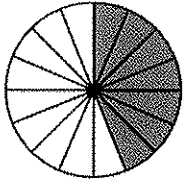
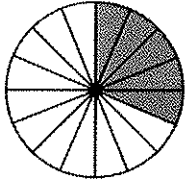
 $\frac{4}{6}$	 $\frac{3}{6}$	 $\frac{5}{8}$	 $\frac{1}{8}$
 $\frac{2}{5}$	 $\frac{3}{5}$	 $\frac{7}{16}$	 $\frac{5}{16}$

Answers

Circle the fractions that are **GREATER**.

 $\frac{1}{3}$	 $\frac{2}{3}$	 $\frac{4}{5}$	 $\frac{3}{5}$
 $\frac{2}{4}$	 $\frac{1}{4}$	 $\frac{2}{10}$	 $\frac{1}{10}$

Circle the fractions that are **SMALLER**.

 $\frac{4}{6}$	 $\frac{3}{6}$	 $\frac{5}{8}$	 $\frac{1}{8}$
 $\frac{2}{5}$	 $\frac{3}{5}$	 $\frac{7}{16}$	 $\frac{5}{16}$



Multiplication Tables of 2 - missing factor

Grade 2 Multiplication Worksheet

Fill in the missing number.

1. $6 \times 2 = \square$

2. $4 \times 2 = \square$

3. $\square \times 2 = 16$

4. $2 \times \square = 4$

5. $7 \times 2 = \square$

6. $1 \times 2 = \square$

7. $5 \times 2 = \square$

8. $\square \times 2 = 18$

9. $3 \times \square = 6$

10. $7 \times \square = 14$

11. $5 \times 2 = \square$

12. $2 \times \square = 4$

13. $7 \times 2 = \square$

14. $1 \times \square = 2$

15. $4 \times 2 = \square$

16. $2 \times \square = 4$

17. $6 \times \square = 12$

18. $8 \times \square = 16$

19. $7 \times 2 = \square$

20. $5 \times 2 = \square$



Multiplication Tables of 2 - missing factor

Grade 2 Multiplication Worksheet

Fill in the missing number.

1. $6 \times 2 = \boxed{12}$

2. $4 \times 2 = \boxed{8}$

3. $\boxed{8} \times 2 = 16$

4. $2 \times \boxed{2} = 4$

5. $7 \times 2 = \boxed{14}$

6. $1 \times 2 = \boxed{2}$

7. $5 \times 2 = \boxed{10}$

8. $\boxed{9} \times 2 = 18$

9. $3 \times \boxed{2} = 6$

10. $7 \times \boxed{2} = 14$

11. $5 \times 2 = \boxed{10}$

12. $2 \times \boxed{2} = 4$

13. $7 \times 2 = \boxed{14}$

14. $1 \times \boxed{2} = 2$

15. $4 \times 2 = \boxed{8}$

16. $2 \times \boxed{2} = 4$

17. $6 \times \boxed{2} = 12$

18. $8 \times \boxed{2} = 16$


19. $7 \times 2 = \boxed{14}$

20. $5 \times 2 = \boxed{10}$

Parts of a set

Grade 2 Fractions Worksheet

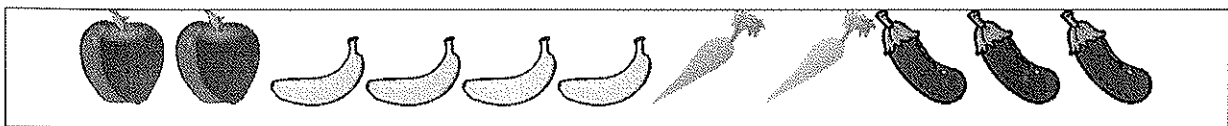
Answer the questions with fractions.



1. What fraction of the above are drinks?

2. What fraction of the above must be cold?

3. What fraction of the above are fruits?



1. What fraction of the above are carrots?

2. What fraction of the above are bananas?

3. What fraction of the above are vegetables?

Answers

1. $\frac{2}{9}$

2. $\frac{2}{9}$

3. $\frac{5}{9}$

4. $\frac{2}{11}$


5. $\frac{4}{11}$

6. $\frac{5}{11}$

Parts of a set

Grade 2 Fractions Worksheet

Answer the questions with fractions.



1. What fraction of the kids are boys?

2. What fraction of the kids have glasses?

3. What fraction of the kids are smiling?



1. What fraction of the shapes are stars?

2. What fraction of the shapes are shaded?

3. What fraction of the shapes are shaded hearts?

Answers

1. $\frac{6}{8}$

2. $\frac{2}{8}$

3. $\frac{4}{8}$

4. $\frac{2}{7}$

5. $\frac{4}{7}$

6. $\frac{3}{7}$

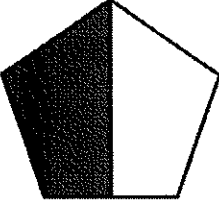
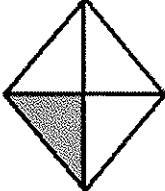
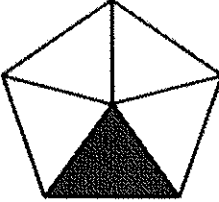
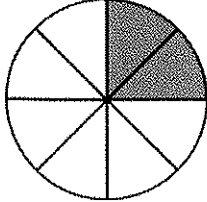
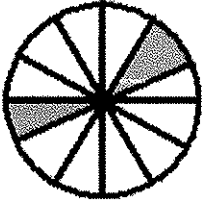
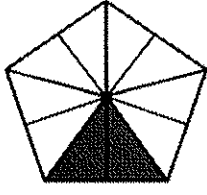
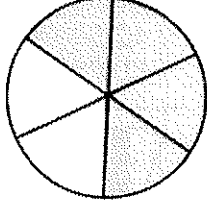
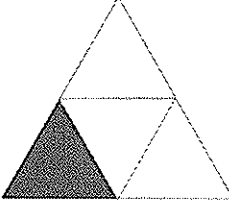
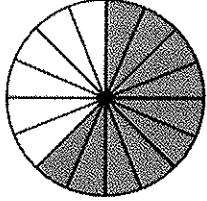

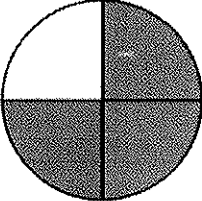
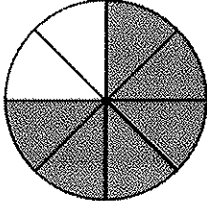
Identify fractions

Grade 2 Fractions Worksheet

What fraction of the shape is shaded? Circle the correct answer.

$\frac{1}{2}$ $\frac{2}{3}$ $\frac{2}{1}$	$\frac{4}{3}$ $\frac{1}{4}$ $\frac{3}{4}$	$\frac{1}{5}$ $\frac{5}{1}$ $\frac{4}{5}$
$\frac{1}{9}$ $\frac{2}{6}$ $\frac{2}{8}$	$\frac{9}{12}$ $\frac{3}{12}$ $\frac{2}{12}$	$\frac{10}{2}$ $\frac{2}{10}$ $\frac{2}{8}$
$\frac{4}{6}$ $\frac{2}{4}$ $\frac{6}{4}$	$\frac{4}{1}$ $\frac{1}{3}$ $\frac{1}{4}$	$\frac{6}{12}$ $\frac{16}{10}$ $\frac{10}{16}$
$\frac{4}{8}$ $\frac{8}{4}$ $\frac{3}{8}$	$\frac{1}{4}$ $\frac{4}{3}$ $\frac{3}{4}$	$\frac{6}{8}$ $\frac{2}{8}$ $\frac{8}{6}$

Answers

		
$\frac{1}{2}$	$\frac{1}{4}$	$\frac{1}{5}$
		
$\frac{2}{8}$	$\frac{2}{12}$	$\frac{2}{10}$
		
$\frac{4}{6}$	$\frac{1}{4}$	$\frac{10}{16}$
		
$\frac{4}{8}$	$\frac{3}{4}$	$\frac{6}{8}$